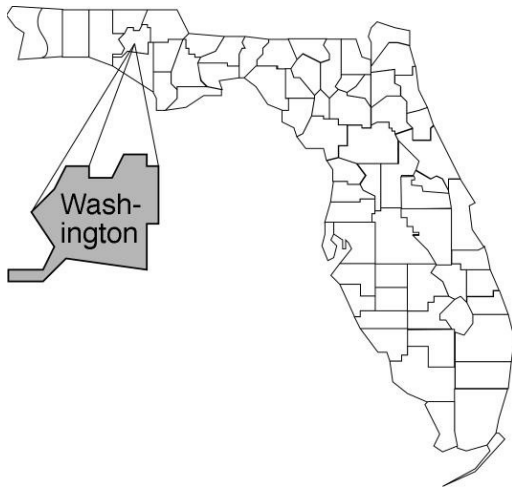


Washington

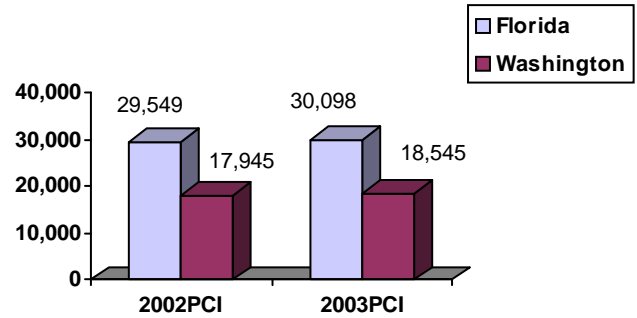
Community Data*



Population Density (per Sq. Mile):

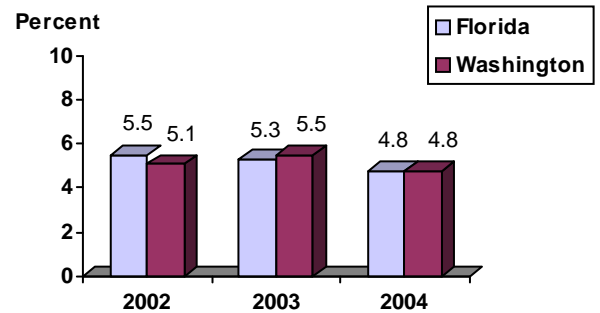
Florida	325
Washington	39 Rank in State: 54

Per Capita Income (\$):

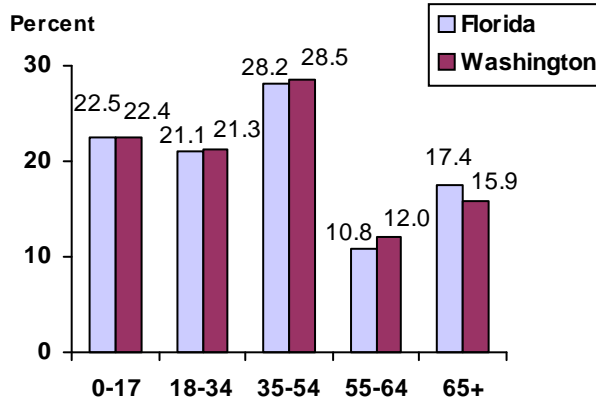


County Seat: Chipley	pop.	3,554
County Land Area (Sq. Miles):		579.9
County Water Area (Sq. Miles):		35.9
Population (2004):		22,434
Projected (2010):		25,759

Unemployment Rate:



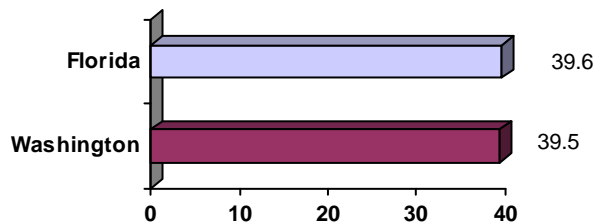
Population by Age Range:



Crime Rate:

	Rate per 100,000 Pop.	Percent Change 2003 to 2004
Florida	4,855.3	-6.0
Washington	1,644.8	-2.3

Median Age:



Births to Unwed Teenage Mothers:

	Number of Live Births	Births to Unwed Teen Mothers (number)	Births to Unwed Teen Mothers (percent)
Florida	218,045	20,449	9.4%
Washington	257	30	11.7%

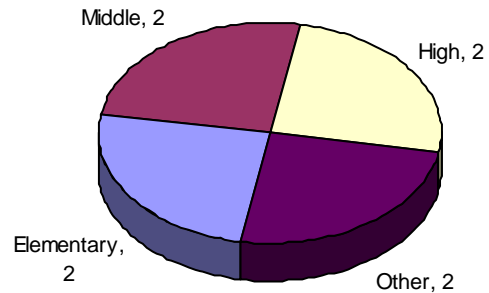
*Unless otherwise indicated, community data shows Florida Statistical Abstract information for 2004.

Washington

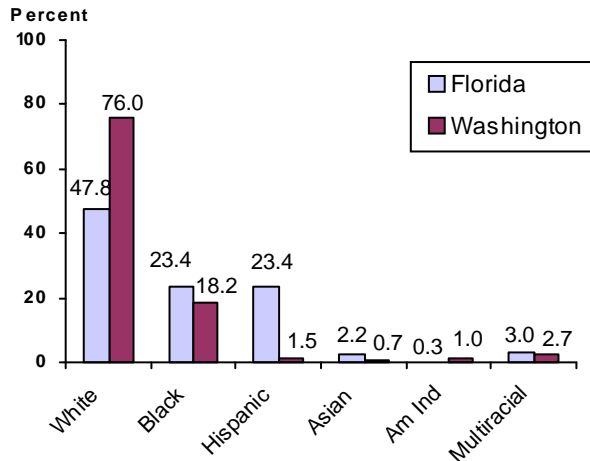
Education Data*

PK-12 Public School Membership: 3,560
Rank: 53

Number and Type of Public Schools:



PK-12 Membership by Race:



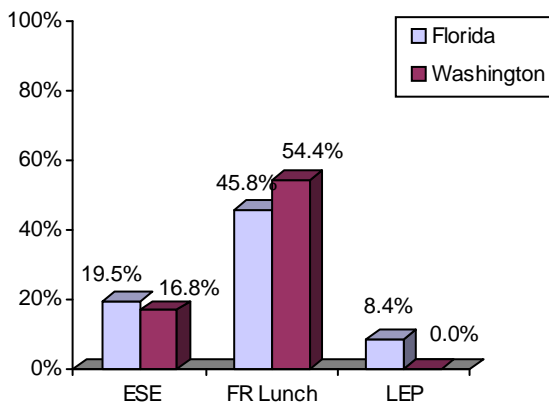
Average Teacher Salary by Degree Level:

	Bachelor's	Master's	Specialist	Doctorate
Florida	\$39,492	\$47,006	\$55,238	\$53,142
Washington	\$37,462	\$45,999	\$49,431	\$49,095

All degrees: Florida = \$42,702 Washington = \$40,913

Special Needs Populations:

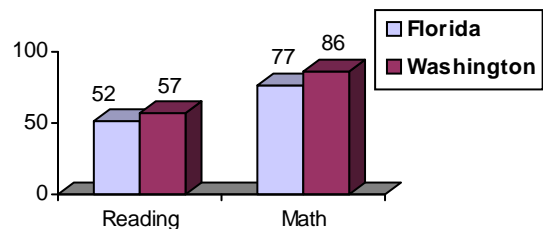
Free/Reduced-Price Lunch, ESE, and LEP Membership as a percentage of Total Membership



Percentage of Teachers with Degree Beyond Bachelor's: 39.6%

Student Performance:

Percent Passing Grade 10 Florida Comprehensive Assessment Test



Florida Writing Assessment Scores (Scale: 0 - 6)

	Grade 4	Grade 8	Grade 10
Florida	3.9	4.0	3.9
Washington	3.6	3.8	4.0

Administrators-to Staff Ratios:

	Administrators to Classroom Teachers	Administrators to Total Staff
Florida	1 : 15.42	1 : 30.20
Washington	1 : 7.64	1 : 17.29

Dropout Rate:

Florida : 3.5% Washington : 3.4%

Per-Student Operating Costs (2004-05):

	Florida	Washington
Expenditures per FTE	\$6,072	\$5,350