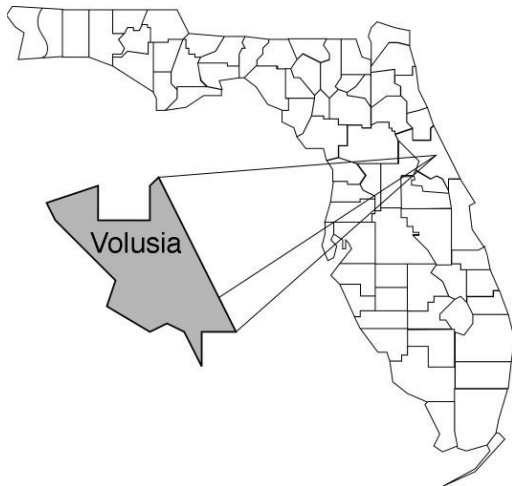


Volusia

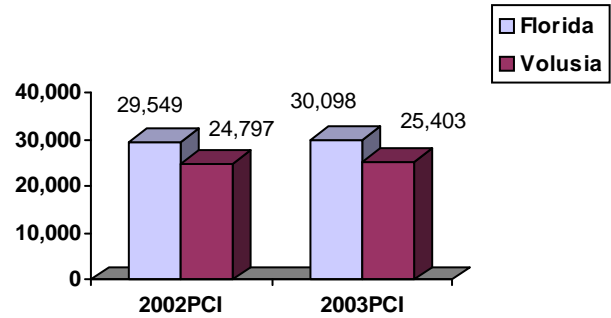
Community Data*



Population Density (per Sq. Mile):

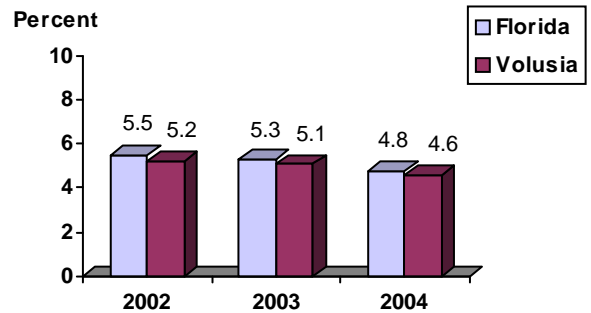
Florida	325		
Volusia	438	Rank in State:	14

Per Capita Income (\$):

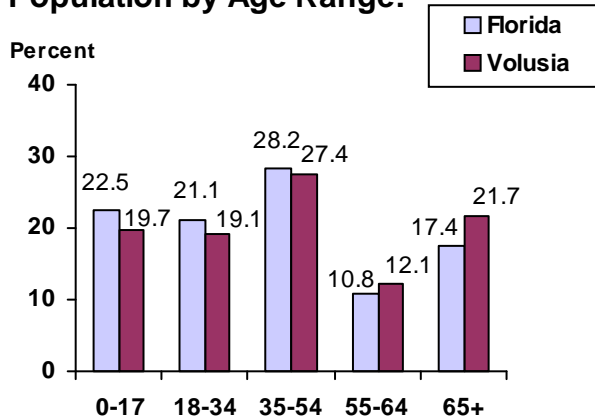


County Seat: Deland	pop.	23,829
County Land Area (Sq. Miles):		1,103.3
County Water Area (Sq. Miles):		329.2
Population (2004):		484,261
Projected (2010):		537,787

Unemployment Rate:



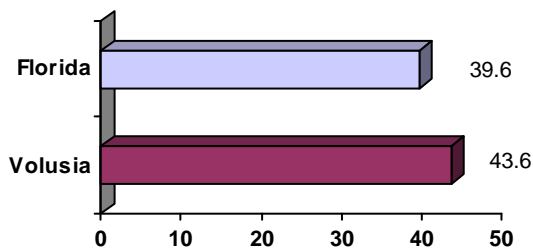
Population by Age Range:



Crime Rate:

	Rate per 100,000 Pop.	Percent Change 2003 to 2004
Florida	4,855.3	-6.0
Volusia	4,366.5	-8.4

Median Age:



Births to Unwed Teenage Mothers:

	Number of Live Births	Births to Unwed Teen Mothers (number)	Births to Unwed Teen Mothers (percent)
Florida	218,045	20,449	9.4%
Volusia	4,749	548	11.5%

*Unless otherwise indicated, community data shows Florida Statistical Abstract information for 2004.

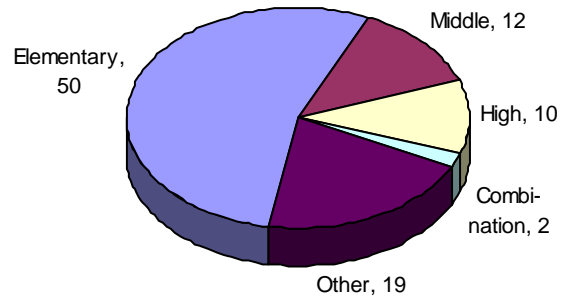
Volusia

Education Data*

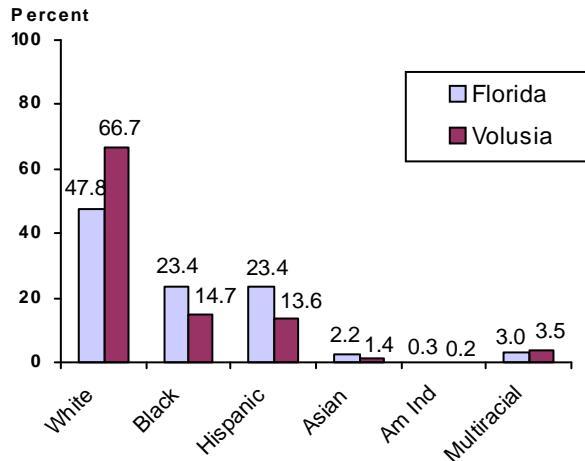
PK-12 Public School Membership: 65,599

Rank: 12

Number and Type of Public Schools:



PK-12 Membership by Race:

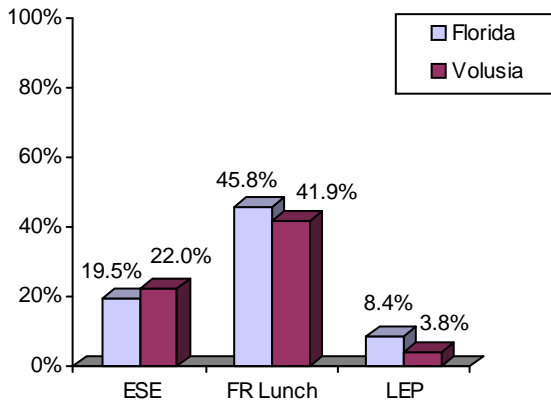


Average Teacher Salary by Degree Level:

	Bachelor's	Master's	Specialist	Doctorate
Florida	\$39,492	\$47,006	\$55,238	\$53,142
Volusia	\$37,799	\$45,533	\$51,908	\$50,727
All degrees:	Florida = \$42,702	Volusia = \$41,186		

Special Needs Populations:

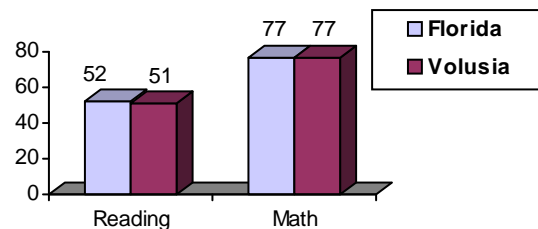
Free/Reduced-Price Lunch, ESE, and LEP Membership as a percentage of Total Membership



Percentage of Teachers with Degree Beyond Bachelor's: 41.2%

Student Performance:

Percent Passing Grade 10 Florida Comprehensive Assessment Test



Florida Writing Assessment Scores (Scale: 0 - 6)

	Grade 4	Grade 8	Grade 10
Florida	3.9	4.0	3.9
Volusia	3.7	4.0	3.8

Administrators-to Staff Ratios:

	Administrators to Classroom Teachers	Administrators to Total Staff
Florida	1 : 15.42	1 : 30.20
Volusia	1 : 15.25	1 : 32.21

Dropout Rate:

Florida : 3.5% Volusia : 1.4%

Per-Student Operating Costs (2004-05):

	Florida	Volusia
Expenditures per FTE	\$6,072	\$5,742