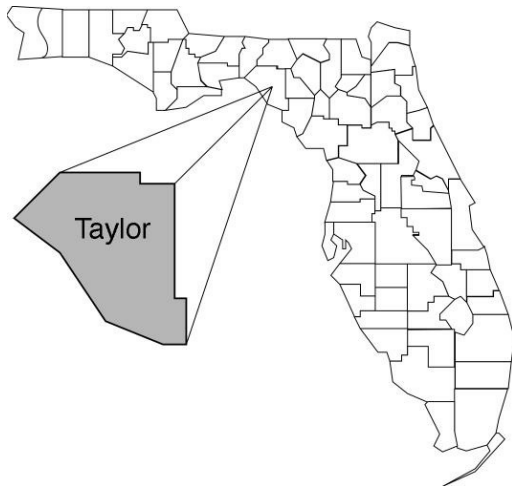


Taylor

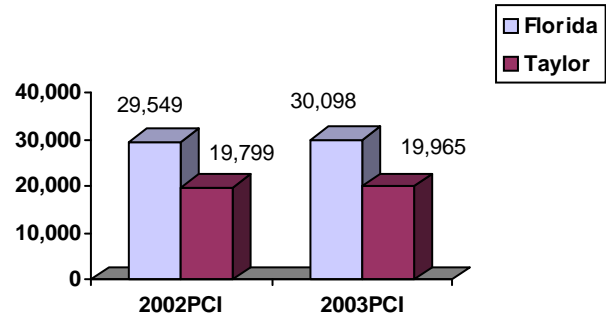
Community Data*



Population Density (per Sq. Mile):

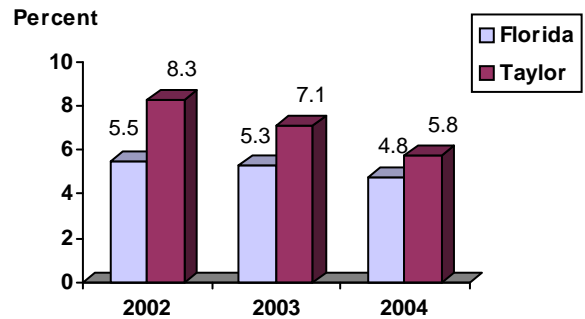
Florida	325
Taylor	20 Rank in State: 63

Per Capita Income (\$):

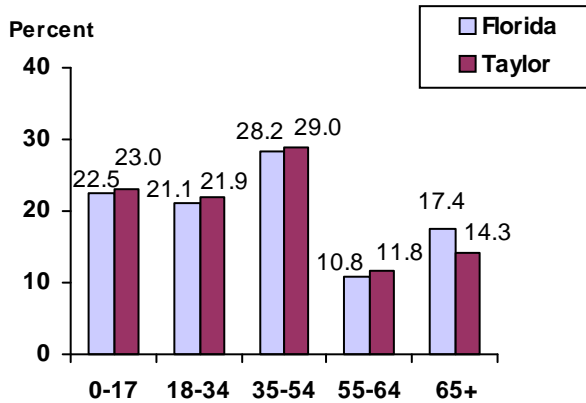


County Seat: Perry	pop.	6,823
County Land Area (Sq. Miles):		1,041.9
County Water Area (Sq. Miles):		190.1
Population (2004):		20,941
Projected (2010):		22,458

Unemployment Rate:



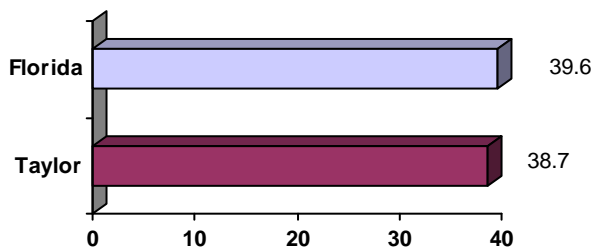
Population by Age Range:



Crime Rate:

	Rate per 100,000 Pop.	Percent Change 2003 to 2004
Florida	4,855.3	-6.0
Taylor	3,810.7	-15.4

Median Age:



Births to Unwed Teenage Mothers:

	Number of Live Births	Births to Unwed Teen Mothers (number)	Births to Unwed Teen Mothers (percent)
Florida	218,045	20,449	9.4%
Taylor	235	35	14.9%

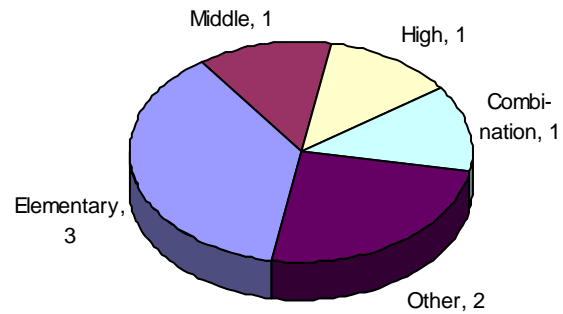
*Unless otherwise indicated, community data shows Florida Statistical Abstract information for 2004.

Taylor

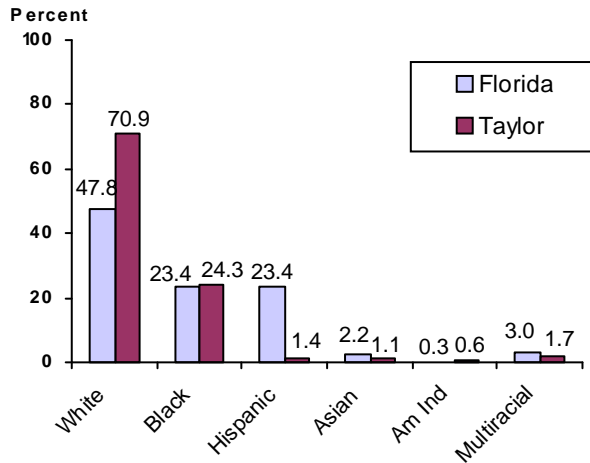
Education Data*

PK-12 Public School Membership: 3,378
Rank: 55

Number and Type of Public Schools:



PK-12 Membership by Race:

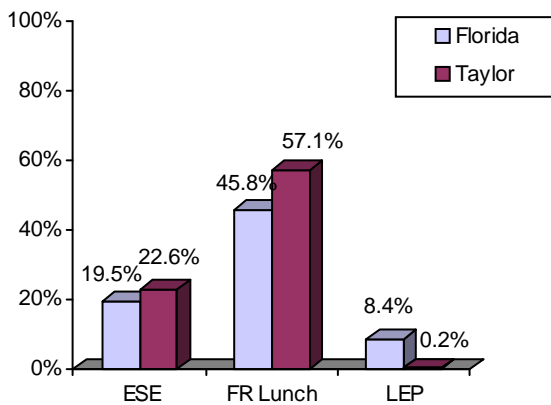


Average Teacher Salary by Degree Level:

	Bachelor's	Master's	Specialist	Doctorate
Florida	\$39,492	\$47,006	\$55,238	\$53,142
Taylor	\$34,968	\$45,415	\$49,723	\$44,143
All degrees:	Florida = \$42,702	Taylor = \$39,243		

Special Needs Populations:

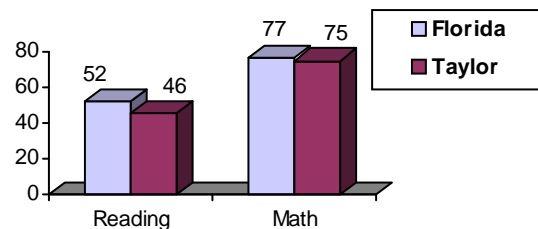
Free/Reduced-Price Lunch, ESE, and LEP Membership as a percentage of Total Membership



Percentage of Teachers with Degree Beyond Bachelor's: 38.9%

Student Performance:

Percent Passing Grade 10 Florida Comprehensive Assessment Test



Florida Writing Assessment Scores (Scale: 0 - 6)

	Grade 4	Grade 8	Grade 10
Florida	3.9	4.0	3.9
Taylor	3.5	3.9	3.5

Administrators-to Staff Ratios:

	Administrators to Classroom Teachers	Administrators to Total Staff
Florida	1 : 15.42	1 : 30.20
Taylor	1 : 9.16	1 : 22.25

Dropout Rate:

Florida : 3.5% Taylor : 3.5%

Per-Student Operating Costs (2004-05):

	Florida	Taylor
Expenditures per FTE	\$6,072	\$6,065