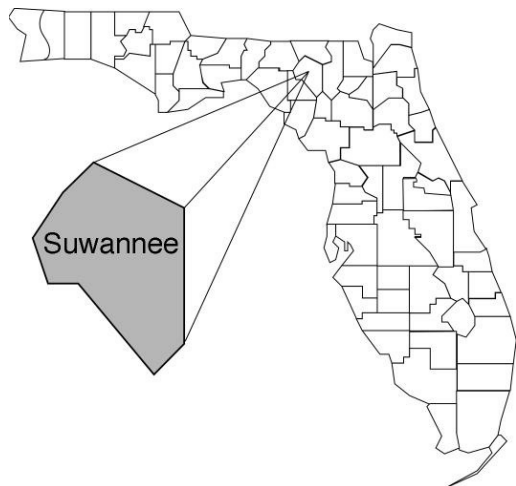


Suwannee

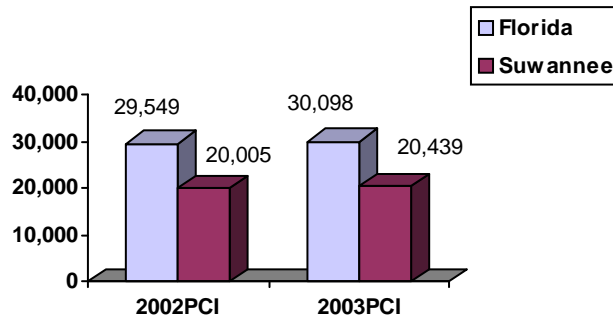
Community Data*



Population Density (per Sq. Mile):

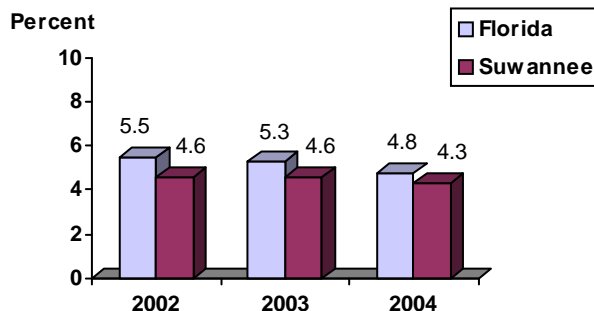
Florida 325
 Suwannee 55 Rank in State: 44

Per Capita Income (\$):

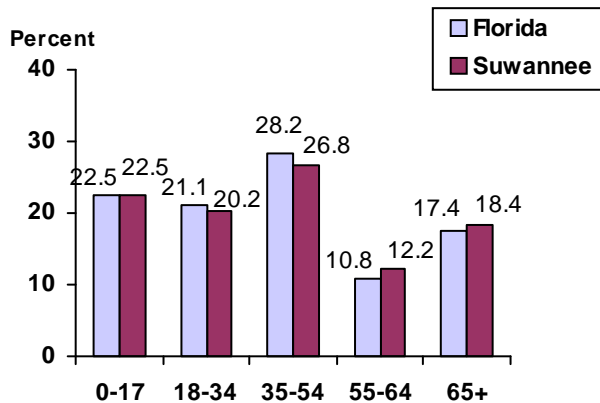


County Seat: Live Oak pop. 6,545
County Land Area (Sq. Miles): 687.6
County Water Area (Sq. Miles): 4.3
Population (2004): 37,713
 Projected (2010): 43,944

Unemployment Rate:



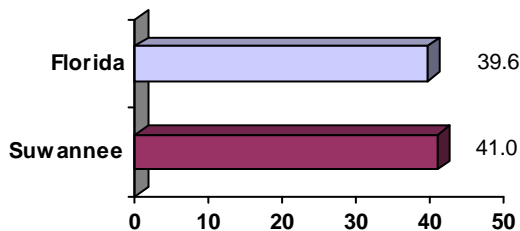
Population by Age Range:



Crime Rate:

	Rate per 100,000 Pop.	Percent Change 2003 to 2004
Florida	4,855.3	-6.0
Suwannee	3,370.2	3.7

Median Age:



Births to Unwed Teenage Mothers:

	Number of Live Births	Births to Unwed Teen Mothers (number)	Births to Unwed Teen Mothers (percent)
Florida	218,045	20,449	9.4%
Suwannee	516	74	14.3%

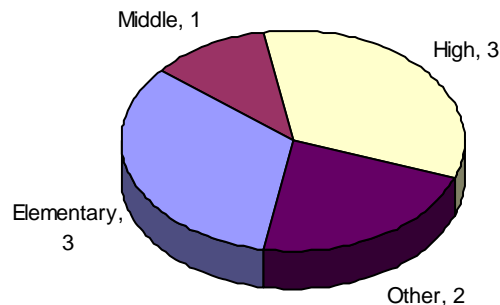
*Unless otherwise indicated, community data shows Florida Statistical Abstract information for 2004.

Suwannee

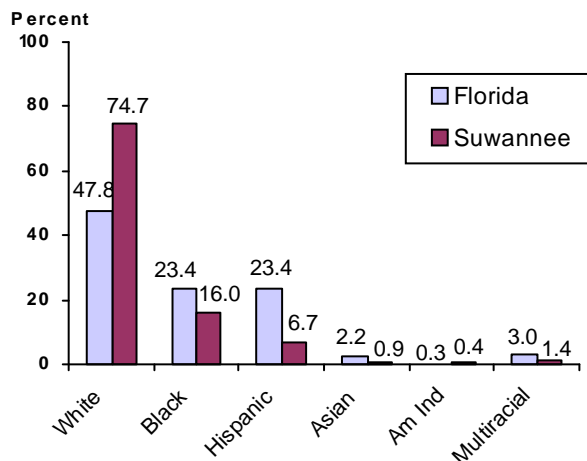
Education Data*

PK-12 Public School Membership: 5,948
Rank: 47

Number and Type of Public Schools:



PK-12 Membership by Race:



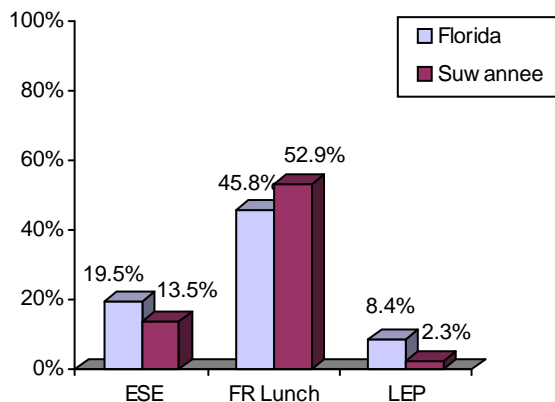
Average Teacher Salary by Degree Level:

	Bachelor's	Master's	Specialist	Doctorate
Florida	\$39,492	\$47,006	\$55,238	\$53,142
Suwannee	\$40,693	\$46,780	\$44,080	\$41,460

All degrees: Florida = \$42,702 Suwannee = \$42,399

Special Needs Populations:

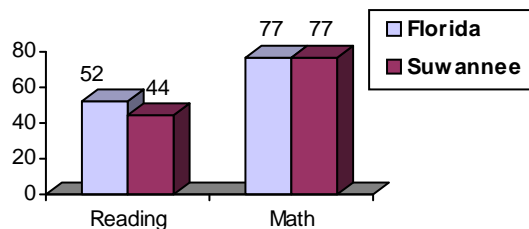
Free/Reduced-Price Lunch, ESE, and LEP Membership as a percentage of Total Membership



Percentage of Teachers with Degree Beyond Bachelor's: 29.4%

Student Performance:

Percent Passing Grade 10 Florida Comprehensive Assessment Test



Florida Writing Assessment Scores (Scale: 0 - 6)

	Grade 4	Grade 8	Grade 10
Florida	3.9	4.0	3.9
Suwannee	3.8	3.9	3.8

Administrators-to Staff Ratios:

	Administrators to Classroom Teachers	Administrators to Total Staff
Florida	1 : 15.42	1 : 30.20
Suwannee	1 : 11.12	1 : 21.60

Dropout Rate:

Florida : 3.5% Suwannee : 4.8%

Per-Student Operating Costs (2004-05):

	Florida	Suwannee
Expenditures per FTE	\$6,072	\$5,839