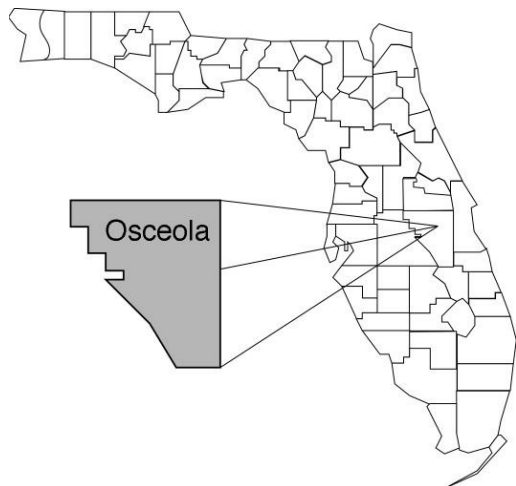


# Osceola

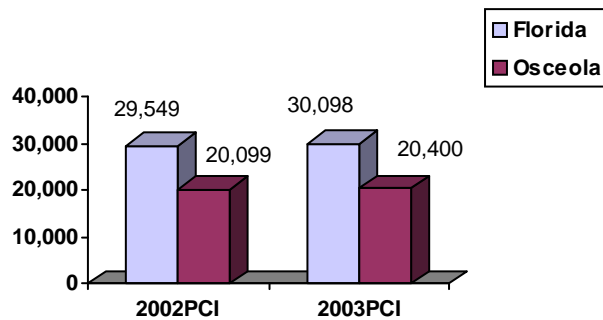
## Community Data\*



### Population Density (per Sq. Mile):

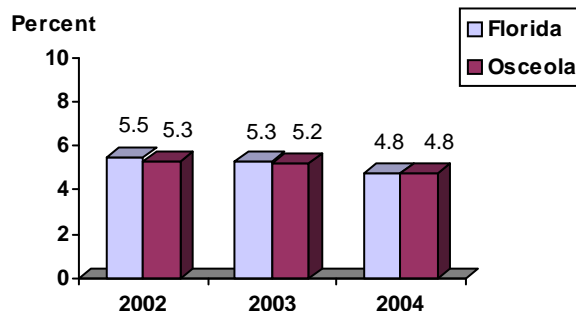
Florida	325		
Osceola	171	Rank in State:	31

### Per Capita Income (\$):

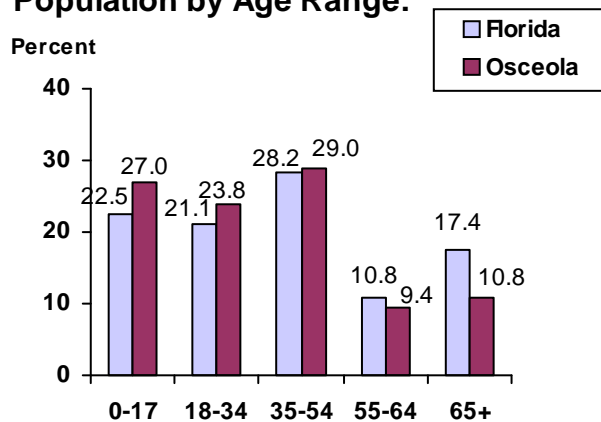


<b>County Seat:</b>	Kissimmee	pop.	55,856
<b>County Land Area (Sq. Miles):</b>	1,321.9		
<b>County Water Area (Sq. Miles):</b>	184.5		
<b>Population (2004):</b>	225,816		
Projected (2010):	287,902		

### Unemployment Rate:



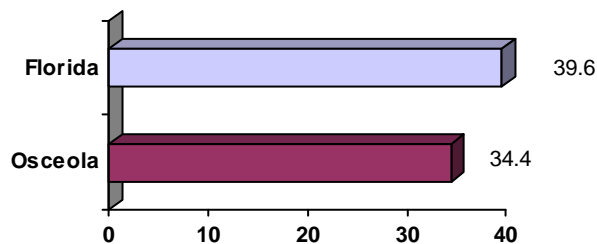
### Population by Age Range:



### Crime Rate:

	Rate per 100,000 Pop.	Percent Change 2003 to 2004
Florida	4,855.3	-6.0
Osceola	4,475.3	-7.2

### Median Age:



### Births to Unwed Teenage Mothers:

	Number of Live Births	Births to Unwed Teen Mothers (number)	Births to Unwed Teen Mothers (percent)
Florida	218,045	20,449	9.4%
Osceola	3,320	337	10.2%

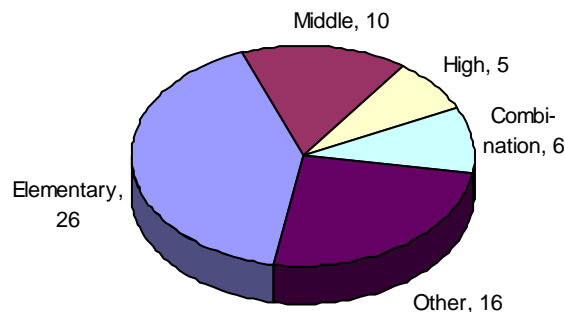
\*Unless otherwise indicated, community data shows Florida Statistical Abstract information for 2004.

# Osceola

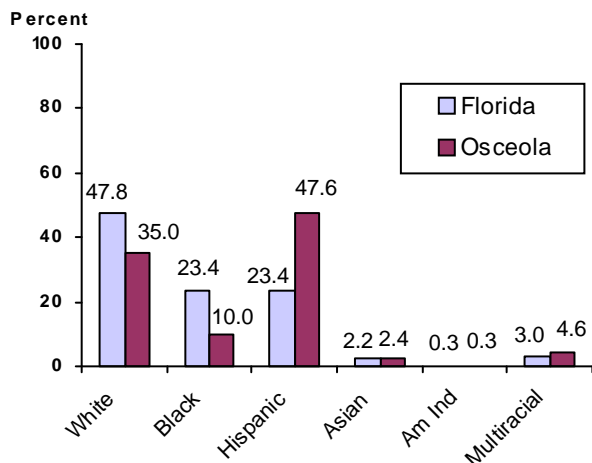
## Education Data\*

**PK-12 Public School Membership:** 49,779  
**Rank:** 14

### Number and Type of Public Schools:



### PK-12 Membership by Race:

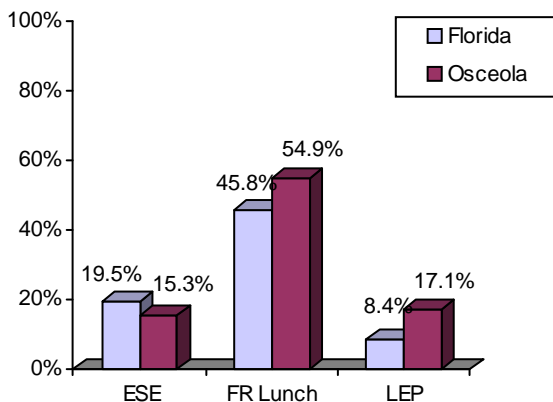


### Average Teacher Salary by Degree Level:

	Bachelor's	Master's	Specialist	Doctorate
Florida	\$39,492	\$47,006	\$55,238	\$53,142
Osceola	\$37,694	\$45,100	\$46,705	\$51,486
All degrees:	Florida = \$42,702	Osceola = \$40,418		

### Special Needs Populations:

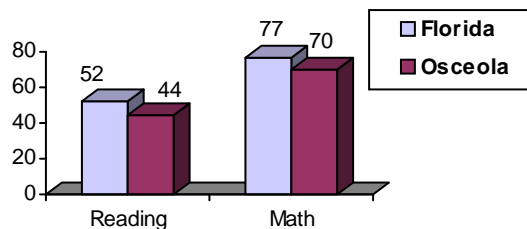
Free/Reduced-Price Lunch, ESE, and LEP Membership as a percentage of Total Membership



### Percentage of Teachers with Degree Beyond Bachelor's: 35.5%

### Student Performance:

Percent Passing Grade 10 Florida Comprehensive Assessment Test



### Florida Writing Assessment Scores (Scale: 0 - 6)

	Grade 4	Grade 8	Grade 10
Florida	3.9	4.0	3.9
Osceola	3.5	3.9	3.7

### Administrators-to Staff Ratios:

	Administrators to Classroom Teachers	Administrators to Total Staff
Florida	1 : 15.42	1 : 30.20
Osceola	1 : 17.42	1 : 39.30

### Dropout Rate:

Florida : 3.5%      Osceola : 4.1%

### Per-Student Operating Costs (2004-05):

	Florida	Osceola
Expenditures per FTE	\$6,072	\$5,658