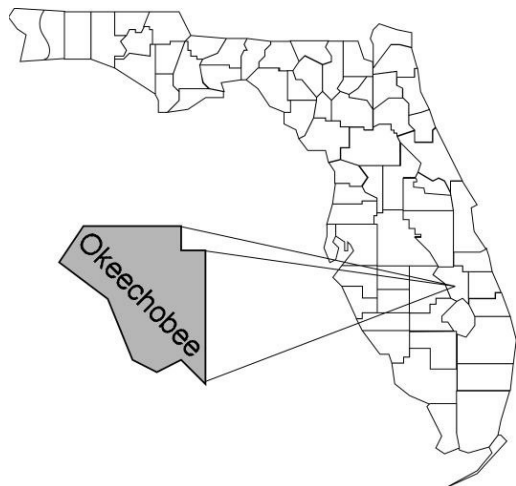


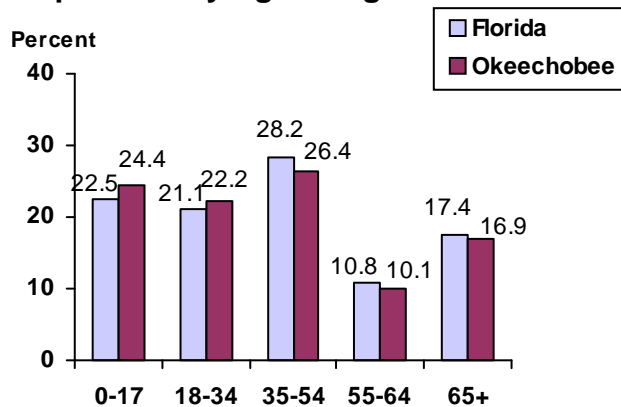
Okeechobee

Community Data*

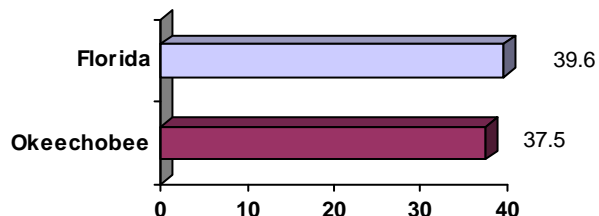


County Seat: Okeechobee pop. 5,458
County Land Area (Sq. Miles): 773.9
County Water Area (Sq. Miles): 117.6
Population (2004): 38,004
 Projected (2010): 40,670

Population by Age Range:



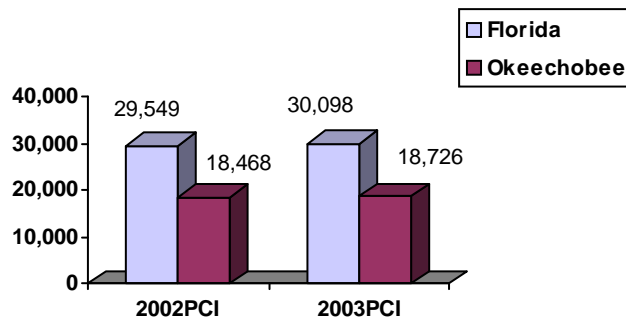
Median Age:



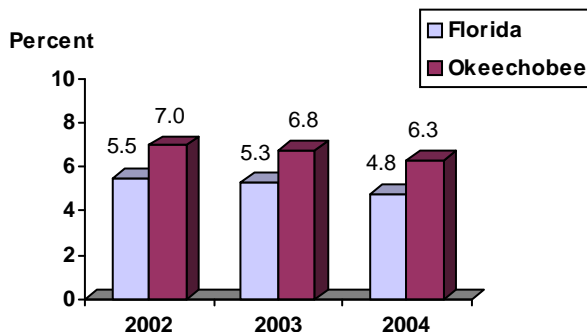
Population Density (per Sq. Mile):

Florida 325
 Okeechobee 49 Rank in State: 47

Per Capita Income (\$):



Unemployment Rate:



Crime Rate:

	Rate per 100,000 Pop.	Percent Change 2003 to 2004
Florida	4,855.3	-6.0
Okeechobee	3,710.1	-1.3

Births to Unwed Teenage Mothers:

	Number of Live Births	Births to Unwed Teen Mothers (number)	Births to Unwed Teen Mothers (percent)
Florida	218,045	20,449	9.4%
Okeechobee	592	83	14.0%

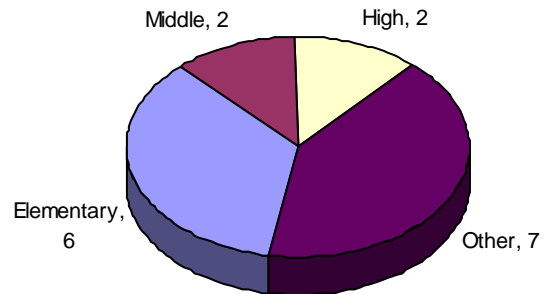
*Unless otherwise indicated, community data shows Florida Statistical Abstract information for 2004.

Okeechobee

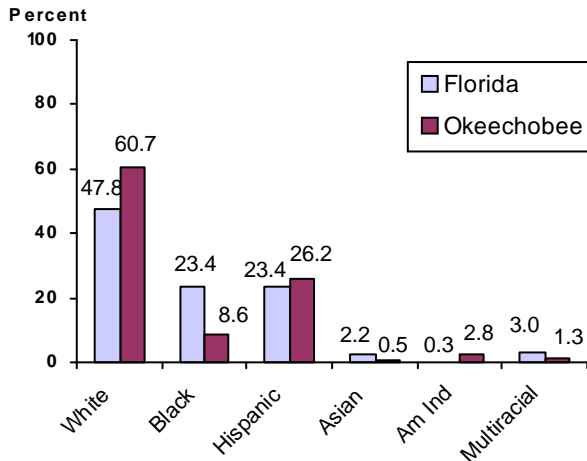
Education Data*

PK-12 Public School Membership: 7,330
Rank: 43

Number and Type of Public Schools:



PK-12 Membership by Race:



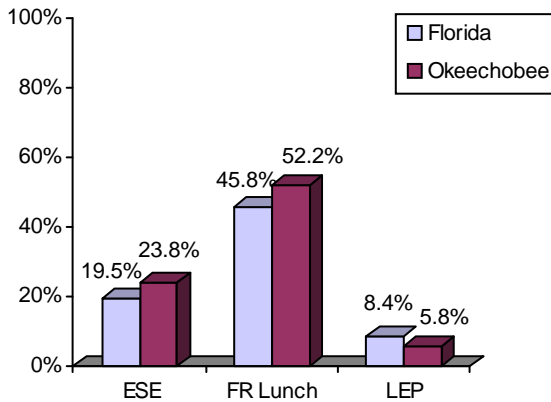
Average Teacher Salary by Degree Level:

	Bachelor's	Master's	Specialist	Doctorate
Florida	\$39,492	\$47,006	\$55,238	\$53,142
Okeechobee	\$38,032	\$49,068	\$52,657	\$38,661

All degrees: Florida = \$42,702 Okeechobee = \$40,243

Special Needs Populations:

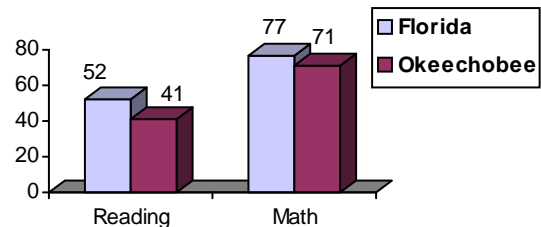
Free/Reduced-Price Lunch, ESE, and LEP Membership as a percentage of Total Membership



Percentage of Teachers with Degree Beyond Bachelor's: 20.0%

Student Performance:

Percent Passing Grade 10 Florida Comprehensive Assessment Test



Florida Writing Assessment Scores (Scale: 0 - 6)

	Grade 4	Grade 8	Grade 10
Florida	3.9	4.0	3.9
Okeechobee	3.6	3.8	3.6

Administrators-to Staff Ratios:

	Administrators to Classroom Teachers	Administrators to Total Staff
Florida	1 : 15.42	1 : 30.20
Okeechobee	1 : 10.36	1 : 21.80

Dropout Rate:

Florida : 3.5% Okeechobee : 6.0%

Per-Student Operating Costs (2004-05):

	Florida	Okeechobee
Expenditures per FTE	\$6,072	\$5,698