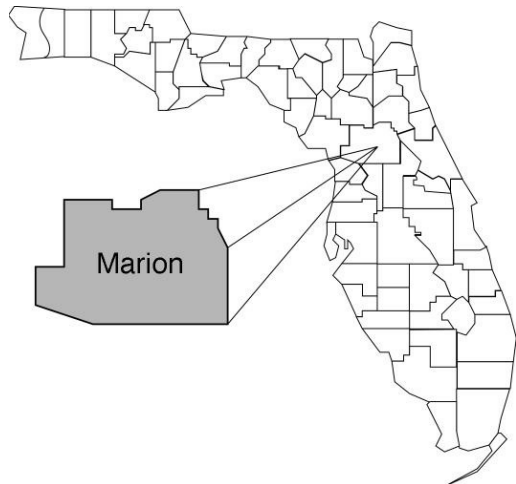


Marion

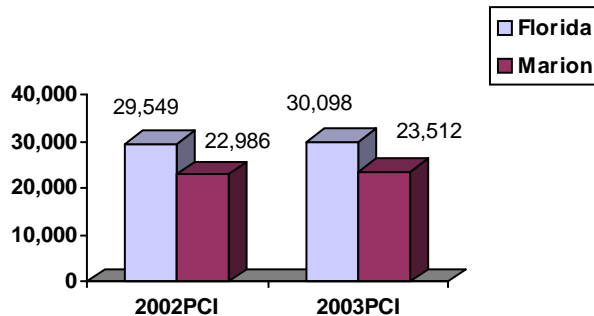
Community Data*



Population Density (per Sq. Mile):

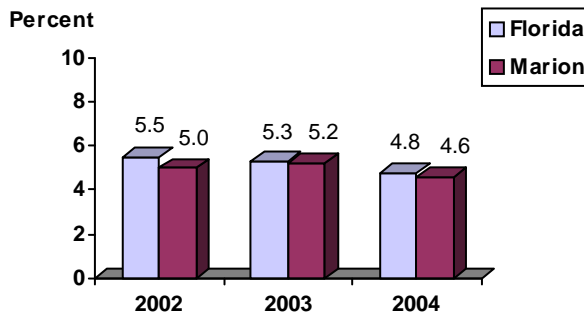
Florida	325		
Marion	186	Rank in State:	30

Per Capita Income (\$):

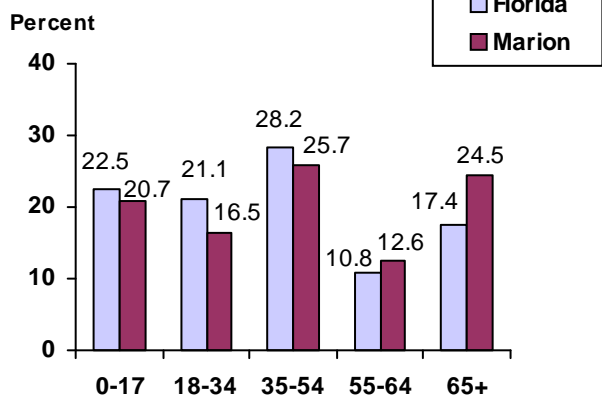


County Seat: Ocala	pop.	47,371
County Land Area (Sq. Miles):		1,578.9
County Water Area (Sq. Miles):		84.2
Population (2004):		293,317
Projected (2010):		340,260

Unemployment Rate:



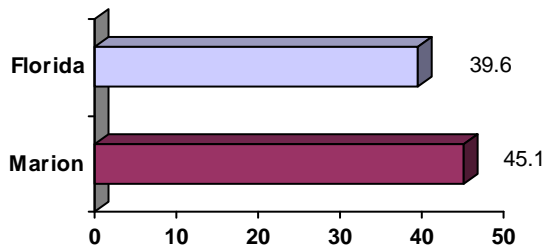
Population by Age Range:



Crime Rate:

	Rate per 100,000 Pop.	Percent Change 2003 to 2004
Florida	4,855.3	-6.0
Marion	3,686.1	-3.3

Median Age:



Births to Unwed Teenage Mothers:

	Number of Live Births	Births to Unwed Teen Mothers (number)	Births to Unwed Teen Mothers (percent)
Florida	218,045	20,449	9.4%
Marion	3,202	400	12.5%

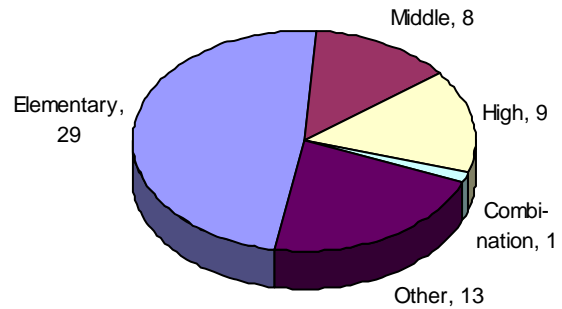
*Unless otherwise indicated, community data shows Florida Statistical Abstract information for 2004.

Marion

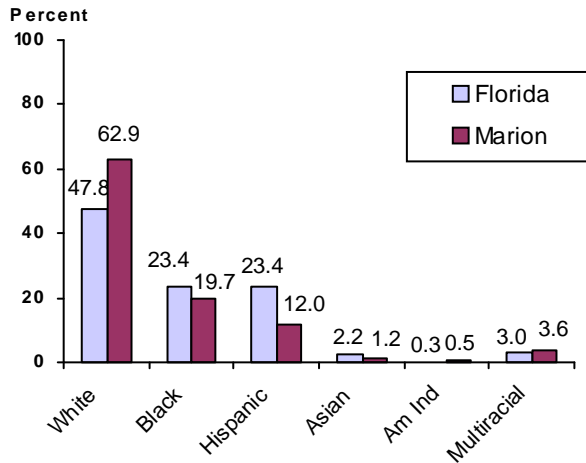
Education Data*

PK-12 Public School Membership: 42,026
Rank: 18

Number and Type of Public Schools:



PK-12 Membership by Race:

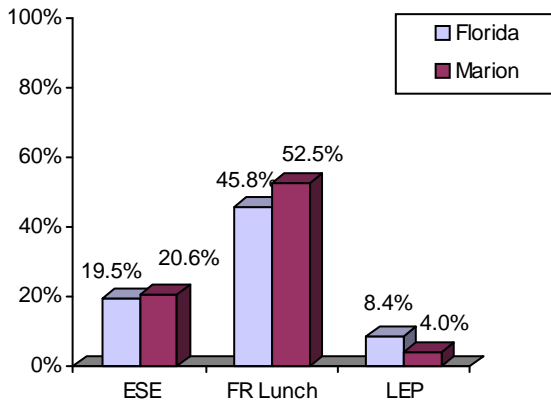


Average Teacher Salary by Degree Level:

	Bachelor's	Master's	Specialist	Doctorate
Florida	\$39,492	\$47,006	\$55,238	\$53,142
Marion	\$37,472	\$43,916	\$50,372	\$48,350
All degrees:	Florida = \$42,702	Marion = \$39,759		

Special Needs Populations:

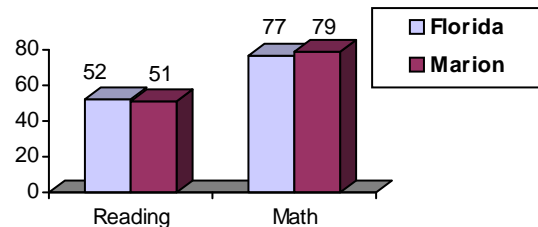
Free/Reduced-Price Lunch, ESE, and LEP Membership as a percentage of Total Membership



Percentage of Teachers with Degree Beyond Bachelor's: 32.7%

Student Performance:

Percent Passing Grade 10 Florida Comprehensive Assessment Test



Florida Writing Assessment Scores (Scale: 0 - 6)

	Grade 4	Grade 8	Grade 10
Florida	3.9	4.0	3.9
Marion	3.7	4.0	3.8

Administrators-to Staff Ratios:

	Administrators to Classroom Teachers	Administrators to Total Staff
Florida	1 : 15.42	1 : 30.20
Marion	1 : 12.49	1 : 29.46

Dropout Rate:

Florida : 3.5% Marion : 4.2%

Per-Student Operating Costs (2004-05):

	Florida	Marion
Expenditures per FTE	\$6,072	\$5,762