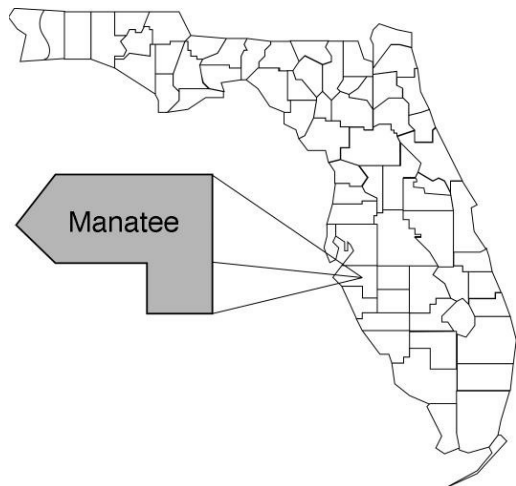


Manatee

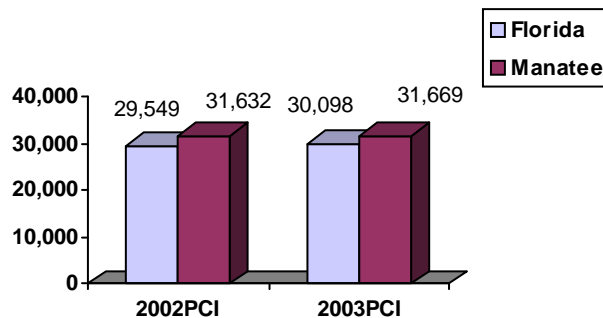
Community Data*



Population Density (per Sq. Mile):

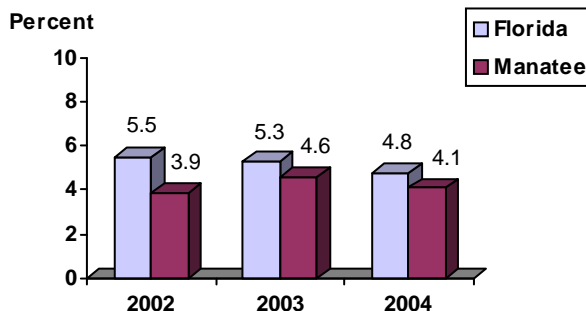
Florida	325		
Manatee	398	Rank in State:	15

Per Capita Income (\$):

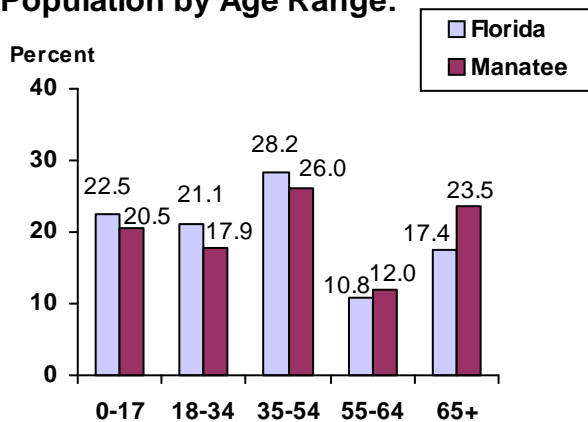


County Seat:	Bradenton	pop.	52,599
County Land Area (Sq. Miles):			741.0
County Water Area (Sq. Miles):			151.7
Population (2004):			295,242
Projected (2010):			335,937

Unemployment Rate:



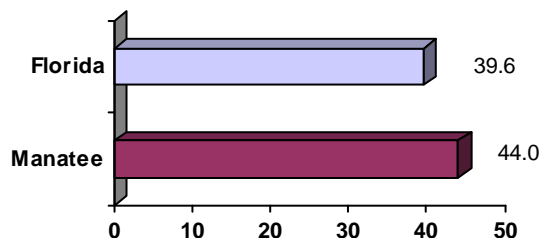
Population by Age Range:



Crime Rate:

	Rate per 100,000 Pop.	Percent Change 2003 to 2004
Florida	4,855.3	-6.0
Manatee	5,698.9	-0.8

Median Age:



Births to Unwed Teenage Mothers:

	Number of Live Births	Births to Unwed Teen Mothers (number)	Births to Unwed Teen Mothers (percent)
Florida	218,045	20,449	9.4%
Manatee	3,496	438	12.5%

*Unless otherwise indicated, community data shows Florida Statistical Abstract information for 2004.

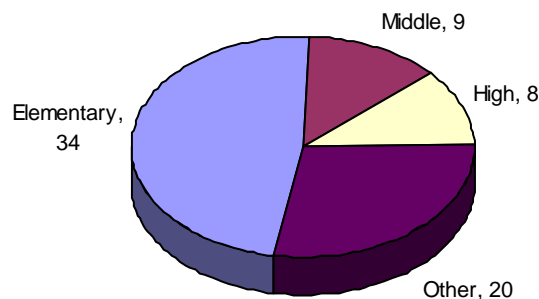
Manatee

Education Data*

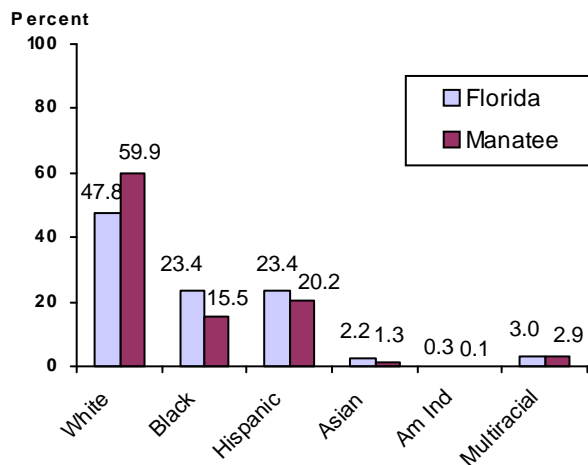
PK-12 Public School Membership: 42,353

Rank: 17

Number and Type of Public Schools:



PK-12 Membership by Race:

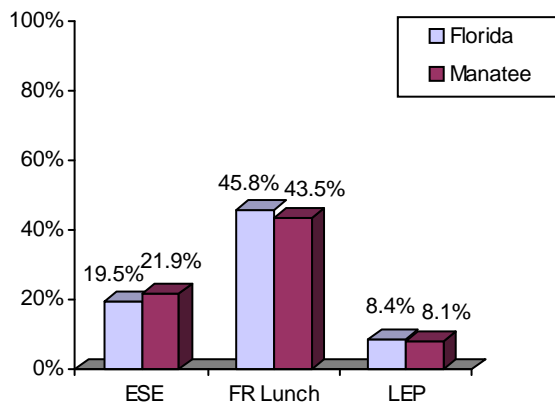


Average Teacher Salary by Degree Level:

	Bachelor's	Master's	Specialist	Doctorate
Florida	\$39,492	\$47,006	\$55,238	\$53,142
Manatee	\$40,796	\$48,490	\$58,792	\$52,903
All degrees:	Florida = \$42,702	Manatee = \$44,440		

Special Needs Populations:

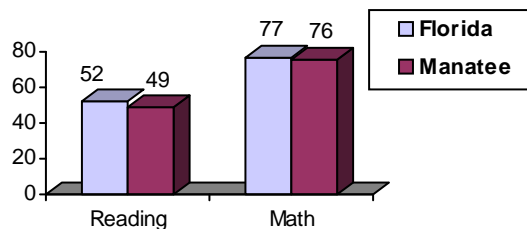
Free/Reduced-Price Lunch, ESE, and LEP Membership as a percentage of Total Membership



Percentage of Teachers with Degree Beyond Bachelor's: 44.2%

Student Performance:

Percent Passing Grade 10 Florida Comprehensive Assessment Test



Florida Writing Assessment Scores (Scale: 0 - 6)

	Grade 4	Grade 8	Grade 10
Florida	3.9	4.0	3.9
Manatee	3.7	3.8	3.8

Administrators-to Staff Ratios:

	Administrators to Classroom Teachers	Administrators to Total Staff
Florida	1 : 15.42	1 : 30.20
Manatee	1 : 9.81	1 : 20.28

Dropout Rate:

Florida : 3.5% Manatee : 3.1%

Per-Student Operating Costs (2004-05):

	Florida	Manatee
Expenditures per FTE	\$6,072	\$5,844

*Education data is for 2005-06 unless otherwise indicated.