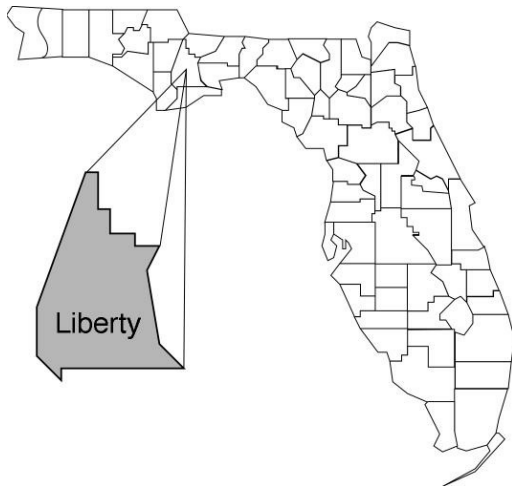


Liberty

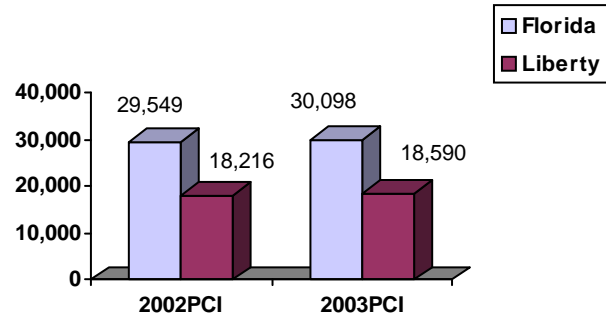
Community Data*



Population Density (per Sq. Mile):

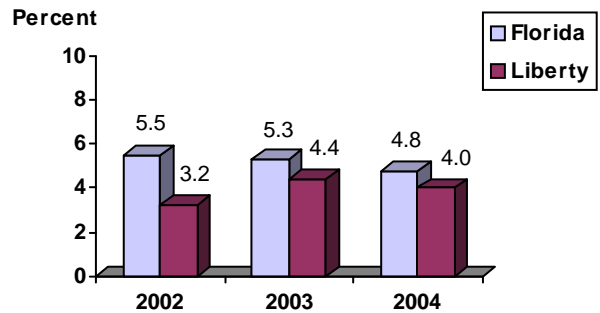
Florida	325
Liberty	9 Rank in State: 67

Per Capita Income (\$):

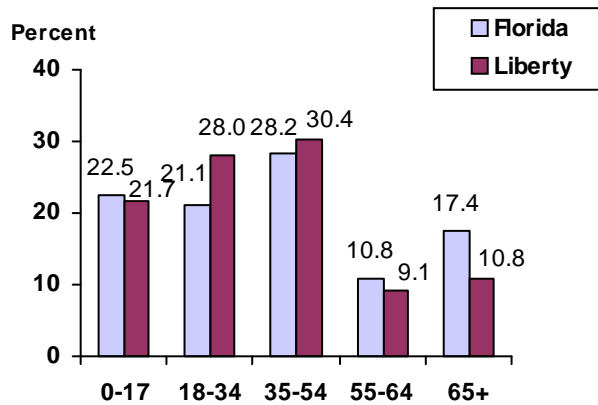


County Seat: Bristol	pop.	942
County Land Area (Sq. Miles):		835.9
County Water Area (Sq. Miles):		7.3
Population (2004):		7,354
Projected (2010):		7,777

Unemployment Rate:



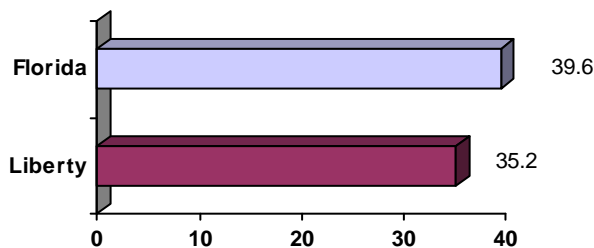
Population by Age Range:



Crime Rate:

	Rate per 100,000 Pop.	Percent Change 2003 to 2004
Florida	4,855.3	-6.0
Liberty	802.3	-41.4

Median Age:



Births to Unwed Teenage Mothers:

	Number of Live Births	Births to Unwed Teen Mothers (number)	Births to Unwed Teen Mothers (percent)
Florida	218,045	20,449	9.4%
Liberty	90	12	13.3%

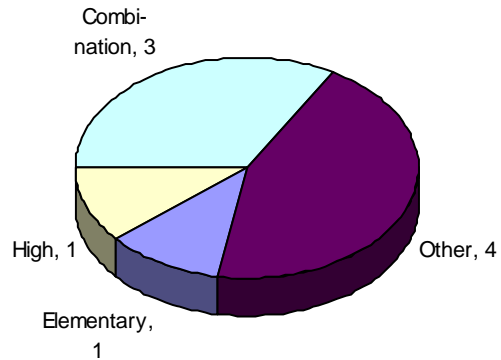
*Unless otherwise indicated, community data shows Florida Statistical Abstract information for 2004.

Liberty

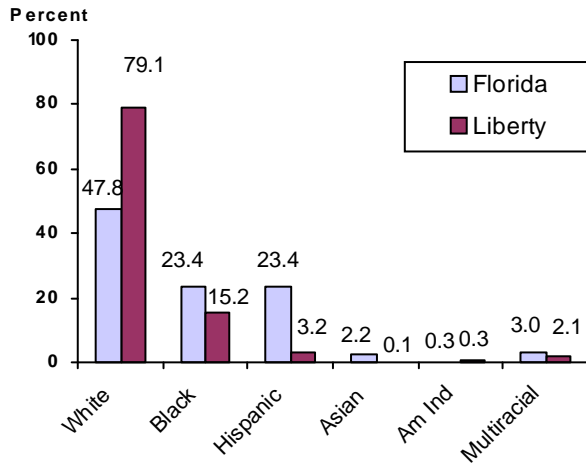
Education Data*

PK-12 Public School Membership: 1,471
Rank: 63

Number and Type of Public Schools:



PK-12 Membership by Race:

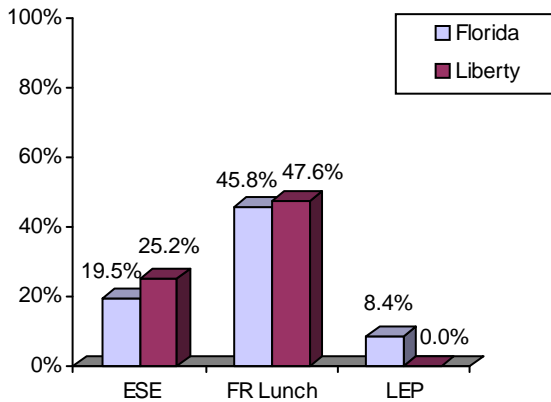


Average Teacher Salary by Degree Level:

	Bachelor's	Master's	Specialist	Doctorate
Florida	\$39,492	\$47,006	\$55,238	\$53,142
Liberty	\$34,653	\$40,675		
All degrees:	Florida = \$42,702	Liberty = \$36,927		

Special Needs Populations:

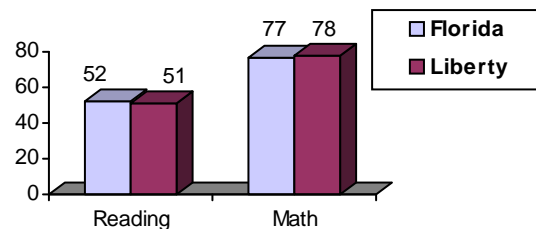
Free/Reduced-Price Lunch, ESE, and LEP Membership as a percentage of Total Membership



Percentage of Teachers with Degree Beyond Bachelor's: 37.8%

Student Performance:

Percent Passing Grade 10 Florida Comprehensive Assessment Test



Administrators-to Staff Ratios:

	Administrators to Classroom Teachers	Administrators to Total Staff
Florida	1 : 15.42	1 : 30.20
Liberty	1 : 8.07	1 : 15.92

Florida Writing Assessment Scores (Scale: 0 - 6)

	Grade 4	Grade 8	Grade 10
Florida	3.9	4.0	3.9
Liberty	3.3	4.2	3.8

Dropout Rate:

Florida : 3.5% Liberty : 0.9%

Per-Student Operating Costs (2004-05):

	Florida	Liberty
Expenditures per FTE	\$6,072	\$6,377