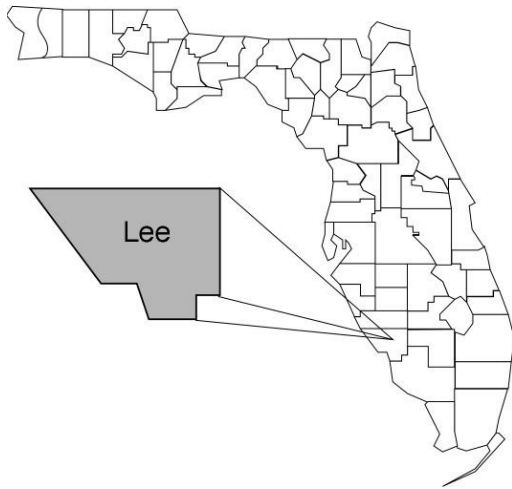


Lee

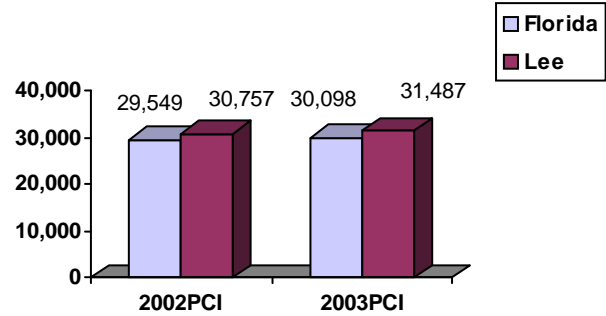
Community Data*



Population Density (per Sq. Mile):

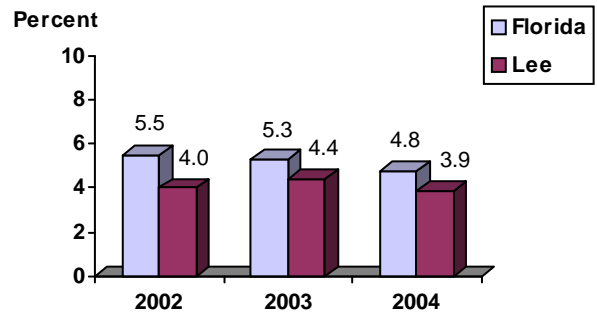
Florida	325		
Lee	649	Rank in State:	8

Per Capita Income (\$):

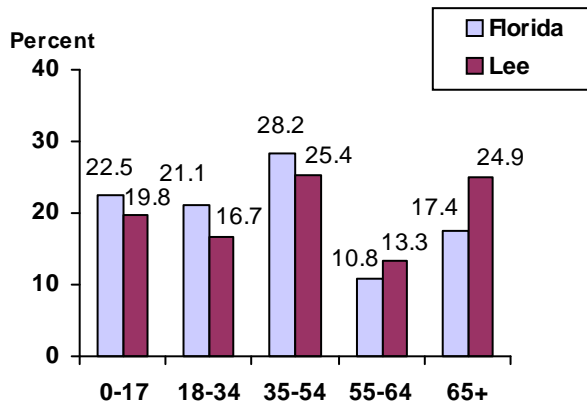


County Seat: Ft. Myers	pop.	57,585
County Land Area (Sq. Miles):		803.6
County Water Area (Sq. Miles):		408.3
Population (2004):		521,253
Projected (2010):		618,026

Unemployment Rate:



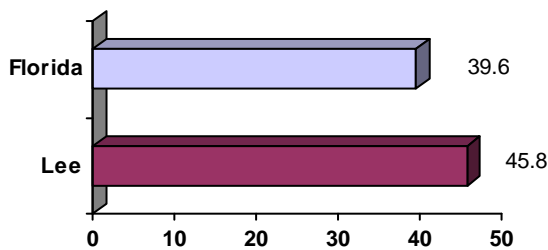
Population by Age Range:



Crime Rate:

	Rate per 100,000 Pop.	Percent Change 2003 to 2004
Florida	4,855.3	-6.0
Lee	4,060.8	0.7

Median Age:



Births to Unwed Teenage Mothers:

	Number of Live Births	Births to Unwed Teen Mothers (number)	Births to Unwed Teen Mothers (percent)
Florida	218,045	20,449	9.4%
Lee	5,920	625	10.6%

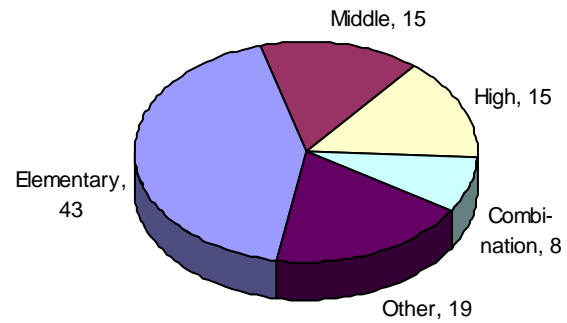
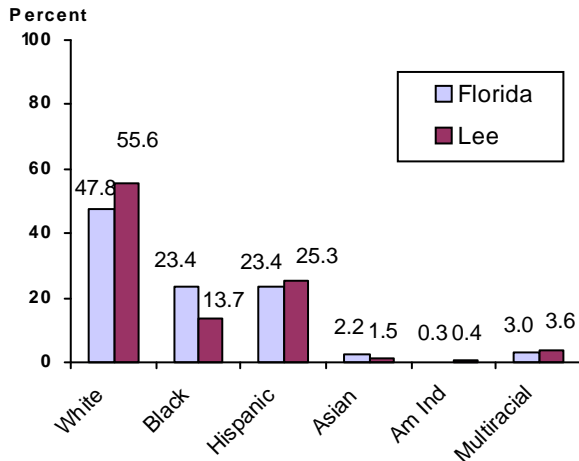
*Unless otherwise indicated, community data shows Florida Statistical Abstract information for 2004.

Education Data*

PK-12 Public School Membership: 75,579
Rank: 9

Number and Type of Public Schools:

PK-12 Membership by Race:

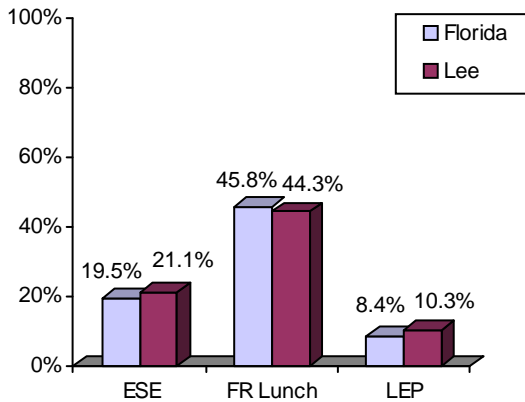


Average Teacher Salary by Degree Level:

	Bachelor's	Master's	Specialist	Doctorate
Florida	\$39,492	\$47,006	\$55,238	\$53,142
Lee	\$39,454	\$47,432	\$51,596	\$48,505
All degrees:	Florida = \$42,702	Lee = \$42,389		

Special Needs Populations:

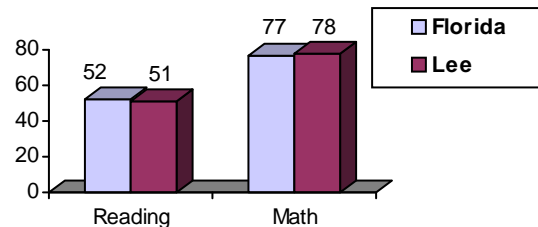
Free/Reduced-Price Lunch, ESE, and LEP Membership as a percentage of Total Membership



Percentage of Teachers with Degree Beyond Bachelor's: 35.9%

Student Performance:

Percent Passing Grade 10 Florida Comprehensive Assessment Test



Florida Writing Assessment Scores (Scale: 0 - 6)

	Grade 4	Grade 8	Grade 10
Florida	3.9	4.0	3.9
Lee	3.9	4.0	3.8

Administrators-to Staff Ratios:

	Administrators to Classroom Teachers	Administrators to Total Staff
Florida	1 : 15.42	1 : 30.20
Lee	1 : 13.76	1 : 27.01

Dropout Rate:

Florida : 3.5% Lee : 3.5%

Per-Student Operating Costs (2004-05):

	Florida	Lee
Expenditures per FTE	\$6,072	\$5,934

*Education data is for 2005-06 unless otherwise indicated.