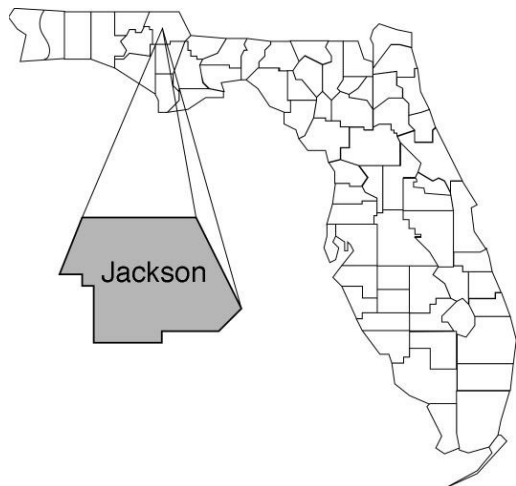


Jackson

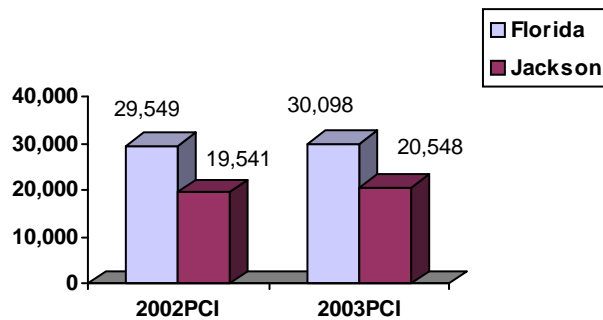
Community Data*



Population Density (per Sq. Mile):

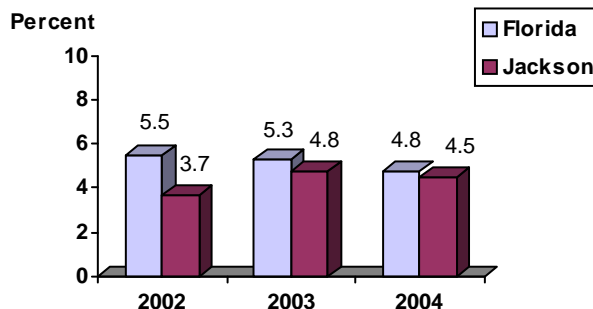
Florida	325		
Jackson	53	Rank in State:	46

Per Capita Income (\$):

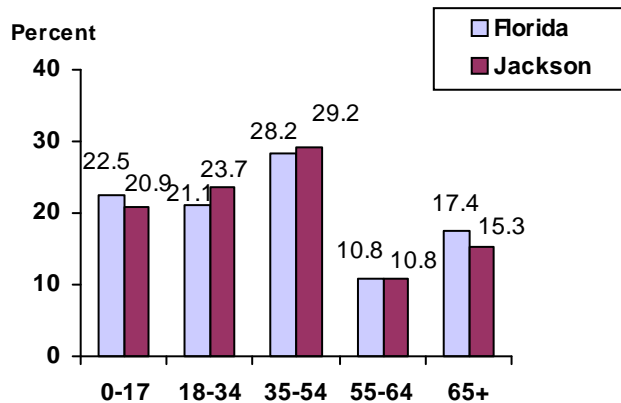


County Seat: Marianna	pop.	6,444
County Land Area (Sq. Miles):		915.6
County Water Area (Sq. Miles):		38.9
Population (2004):		48,870
Projected (2010):		51,062

Unemployment Rate:



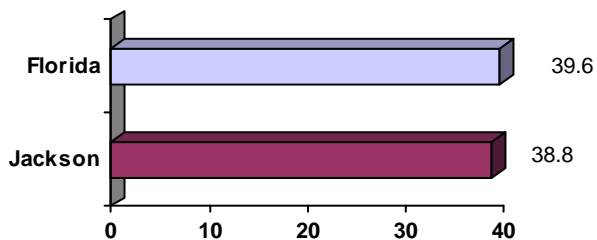
Population by Age Range:



Crime Rate:

	Rate per 100,000 Pop.	Percent Change 2003 to 2004
Florida	4,855.3	-6.0
Jackson	2,592.6	-2.7

Median Age:



Births to Unwed Teenage Mothers:

	Number of Live Births	Births to Unwed Teen Mothers (number)	Births to Unwed Teen Mothers (percent)
Florida	218,045	20,449	9.4%
Jackson	557	68	12.2%

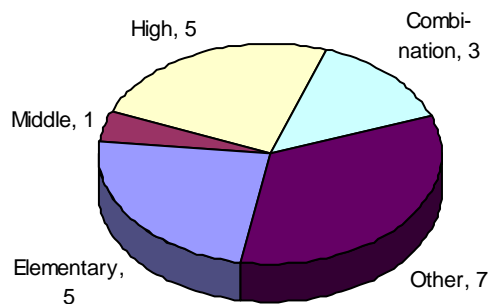
*Unless otherwise indicated, community data shows Florida Statistical Abstract information for 2004.

Jackson

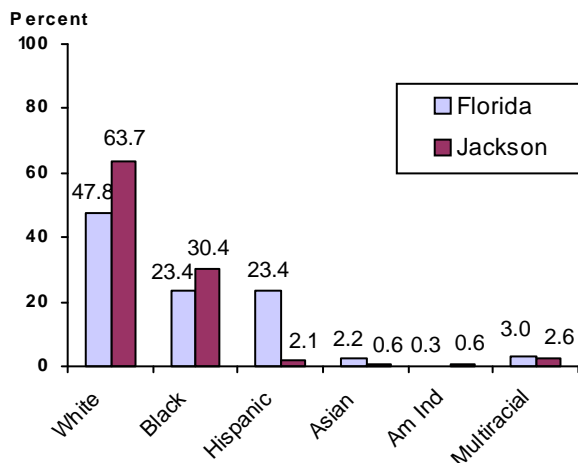
Education Data*

PK-12 Public School Membership: 7,455
Rank: 41

Number and Type of Public Schools:



PK-12 Membership by Race:

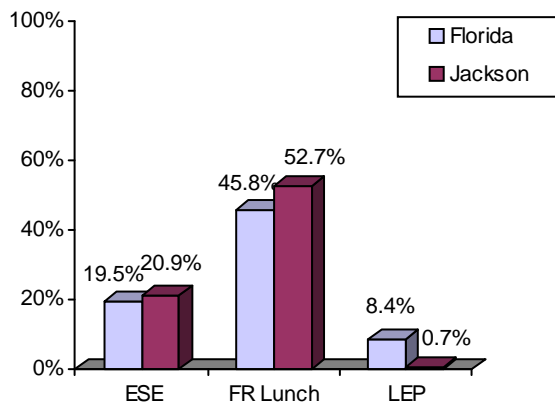


Average Teacher Salary by Degree Level:

	Bachelor's	Master's	Specialist	Doctorate
Florida	\$39,492	\$47,006	\$55,238	\$53,142
Jackson	\$33,998	\$41,538	\$48,076	\$48,377
All degrees:	Florida = \$42,702	Jackson = \$37,496		

Special Needs Populations:

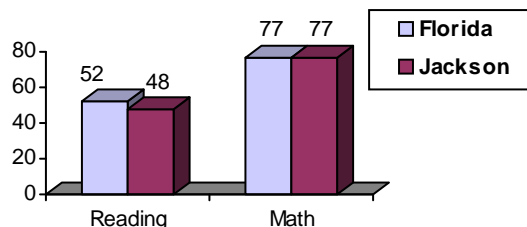
Free/Reduced-Price Lunch, ESE, and LEP Membership as a percentage of Total Membership



Percentage of Teachers with Degree Beyond Bachelor's: 42.0%

Student Performance:

Percent Passing Grade 10 Florida Comprehensive Assessment Test



Florida Writing Assessment Scores (Scale: 0 - 6)

	Grade 4	Grade 8	Grade 10
Florida	3.9	4.0	3.9
Jackson	3.5	3.8	4.0

Administrators-to Staff Ratios:

	Administrators to Classroom Teachers	Administrators to Total Staff
Florida	1 : 15.42	1 : 30.20
Jackson	1 : 12.60	1 : 27.76

Dropout Rate:

Florida : 3.5% Jackson : 1.2%

Per-Student Operating Costs (2004-05):

	Florida	Jackson
Expenditures per FTE	\$6,072	\$5,702