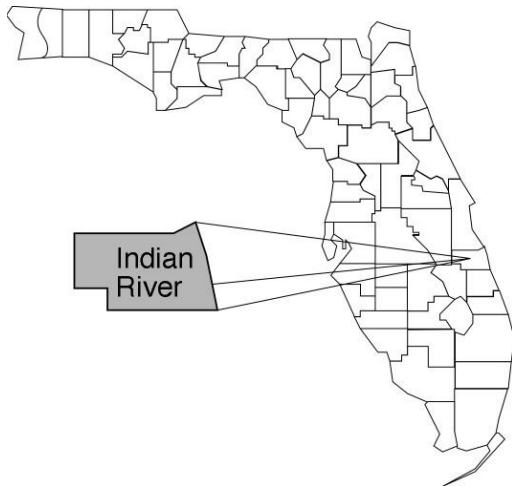


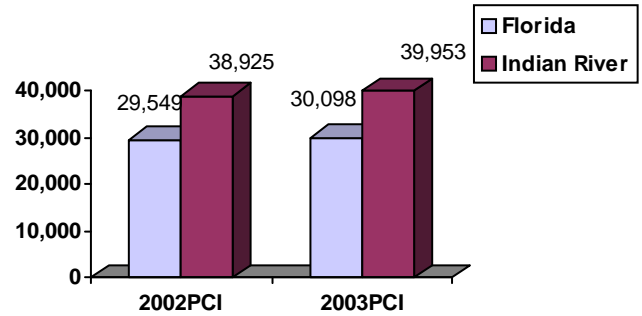
Indian River Community Data*



Population Density (per Sq. Mile):

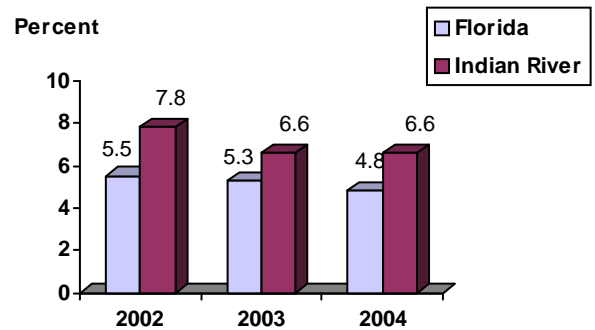
Florida	325		
Indian River	252	Rank in State:	23

Per Capita Income (\$):

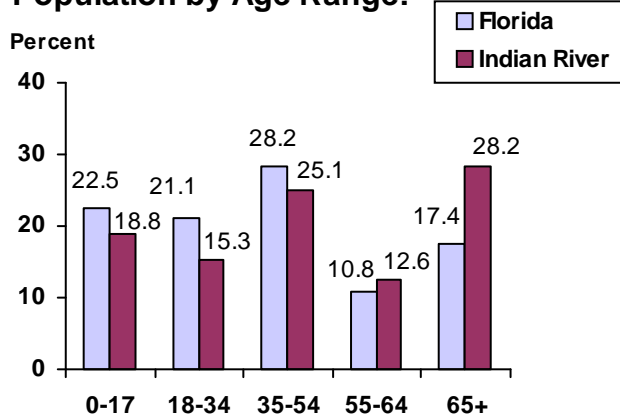


County Seat:	Vero Beach	pop.	18,012
County Land Area (Sq. Miles):			503.2
County Water Area (Sq. Miles):			113.7
Population (2004):			126,829
Projected (2010):			145,218

Unemployment Rate:



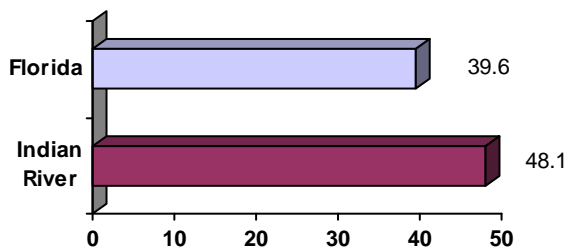
Population by Age Range:



Crime Rate:

	Rate per 100,000 Pop.	Percent Change 2003 to 2004
Florida	4,855.3	-6.0
Indian River	3,541.0	-9.3

Median Age:



Births to Unwed Teenage Mothers:

	Number of Live Births	Births to Unwed Teen Mothers (number)	Births to Unwed Teen Mothers (percent)
Florida	218,045	20,449	9.4%
Indian River	1,234	120	9.7%

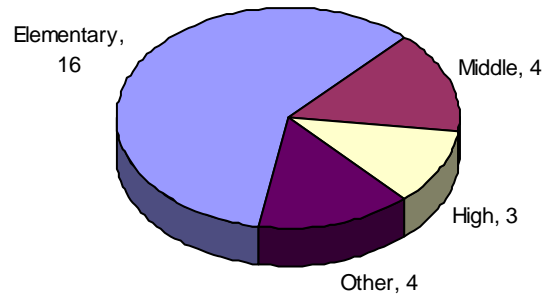
*Unless otherwise indicated, community data shows Florida Statistical Abstract information for 2004.

Indian River

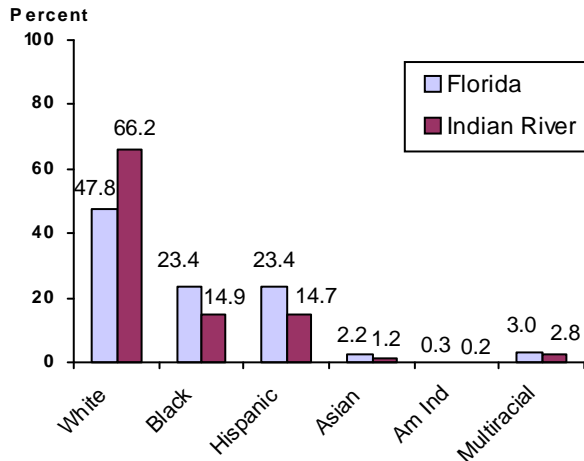
Education Data*

PK-12 Public School Membership: 17,233
Rank: 32

Number and Type of Public Schools:



PK-12 Membership by Race:



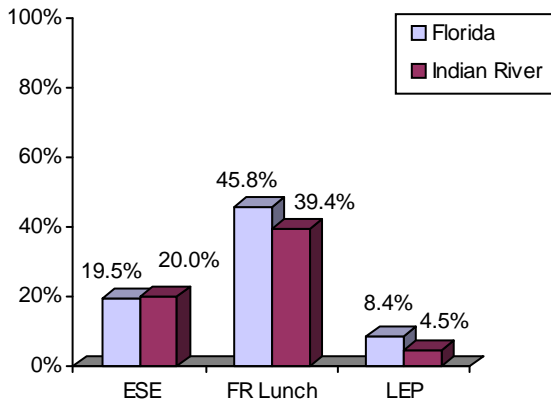
Average Teacher Salary by Degree Level:

	Bachelor's	Master's	Specialist	Doctorate
Florida	\$39,492	\$47,006	\$55,238	\$53,142
Indian River	\$38,163	\$45,194	\$48,875	\$50,304

All degrees: Florida = \$42,702 Indian River = \$40,756

Special Needs Populations:

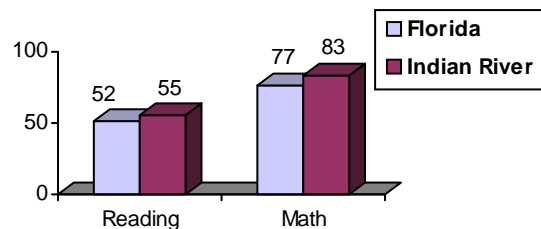
Free/Reduced-Price Lunch, ESE, and LEP Membership as a percentage of Total Membership



Percentage of Teachers with Degree Beyond Bachelor's: 33.8%

Student Performance:

Percent Passing Grade 10 Florida Comprehensive Assessment Test



Florida Writing Assessment Scores (Scale: 0 - 6)

	Grade 4	Grade 8	Grade 10
Florida	3.9	4.0	3.9
Indian River	4.0	4.1	4.0

Administrators-to Staff Ratios:

	Administrators to Classroom Teachers	Administrators to Total Staff
Florida	1 : 15.42	1 : 30.20
Indian River	1 : 14.04	1 : 27.97

Dropout Rate:

Florida : 3.5% Indian River : 1.0%

Per-Student Operating Costs (2004-05):

	Florida	Indian River
Expenditures per FTE	\$6,072	\$6,000