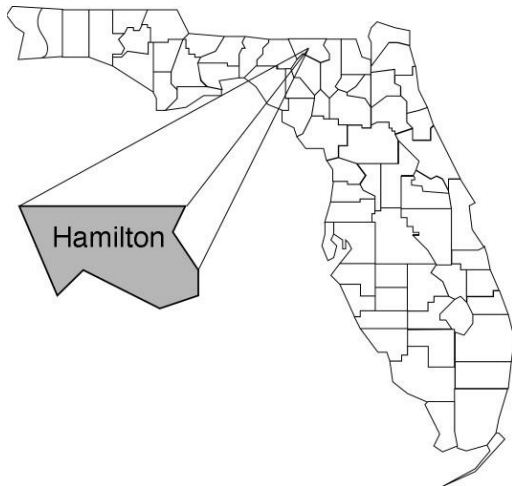


Hamilton

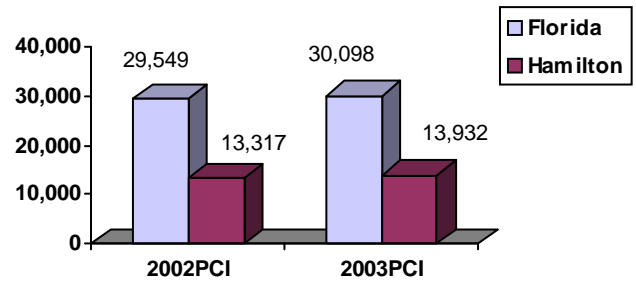
Community Data*



Population Density (per Sq. Mile):

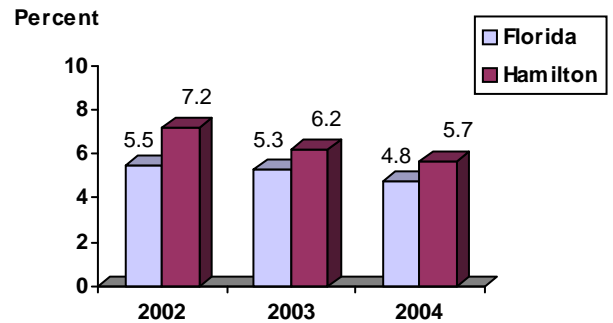
Florida	325		
Hamilton	28	Rank in State:	59

Per Capita Income (\$):

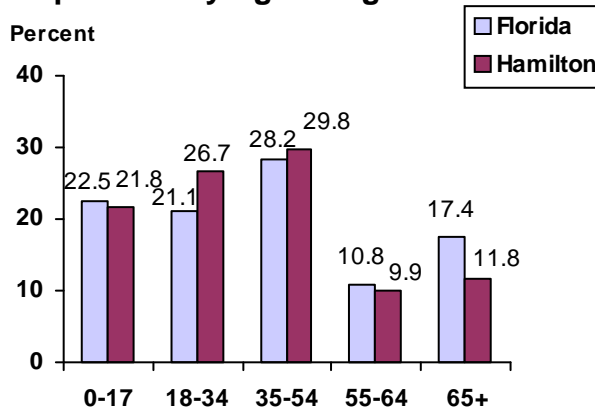


County Seat: Jasper	pop.	1,719
County Land Area (Sq. Miles):		514.9
County Water Area (Sq. Miles):		4.5
Population (2004):		14,303
Projected (2010):		14,931

Unemployment Rate:



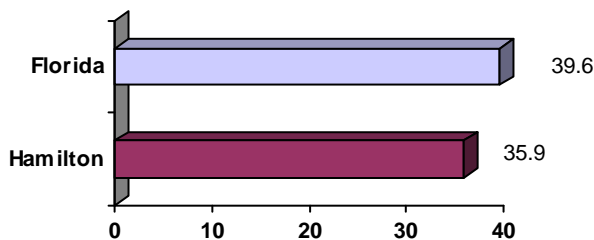
Population by Age Range:



Crime Rate:

	Rate per 100,000 Pop.	Percent Change 2003 to 2004
Florida	4,855.3	-6.0
Hamilton	3,314.0	-8.9

Median Age:



Births to Unwed Teenage Mothers:

	Number of Live Births	Births to Unwed Teen Mothers (number)	Births to Unwed Teen Mothers (percent)
Florida	218,045	20,449	9.4%
Hamilton	179	30	16.8%

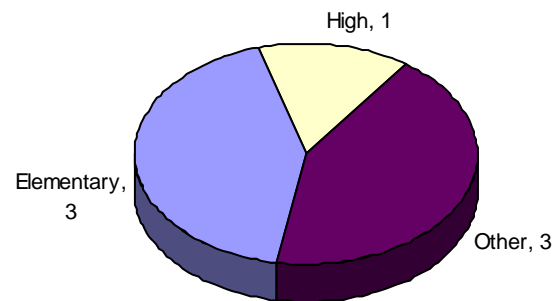
*Unless otherwise indicated, community data shows Florida Statistical Abstract information for 2004.

Hamilton

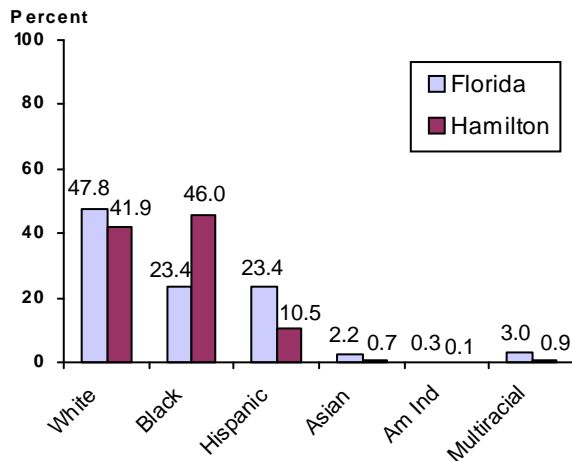
Education Data*

PK-12 Public School Membership: 2,006
Rank: 62

Number and Type of Public Schools:



PK-12 Membership by Race:

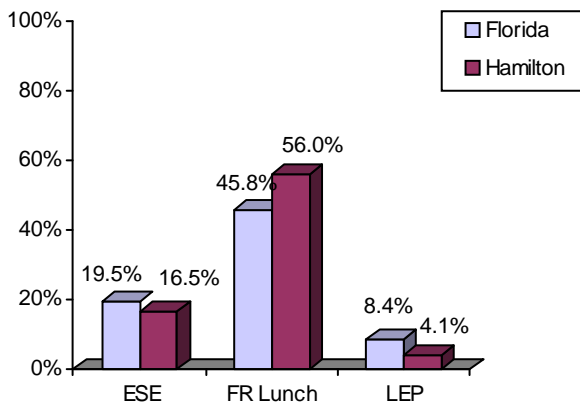


Average Teacher Salary by Degree Level:

	Bachelor's	Master's	Specialist	Doctorate
Florida	\$39,492	\$47,006	\$55,238	\$53,142
Hamilton	\$38,919	\$44,116	\$49,600	\$48,100
All degrees:	Florida = \$42,702	Hamilton = \$40,407		

Special Needs Populations:

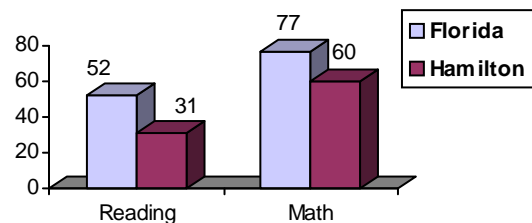
Free/Reduced-Price Lunch, ESE, and LEP Membership as a percentage of Total Membership



Percentage of Teachers with Degree Beyond Bachelor's: 26.1%

Student Performance:

Percent Passing Grade 10 Florida Comprehensive Assessment Test



Florida Writing Assessment Scores (Scale: 0 - 6)

	Grade 4	Grade 8	Grade 10
Florida	3.9	4.0	3.9
Hamilton	4.2	3.4	3.3

Administrators-to Staff Ratios:

	Administrators to Classroom Teachers	Administrators to Total Staff
Florida	1 : 15.42	1 : 30.20
Hamilton	1 : 7.17	1 : 17.52

Dropout Rate:

Florida : 3.5% Hamilton : 5.4%

Per-Student Operating Costs (2004-05):

	Florida	Hamilton
Expenditures per FTE	\$6,072	\$6,424