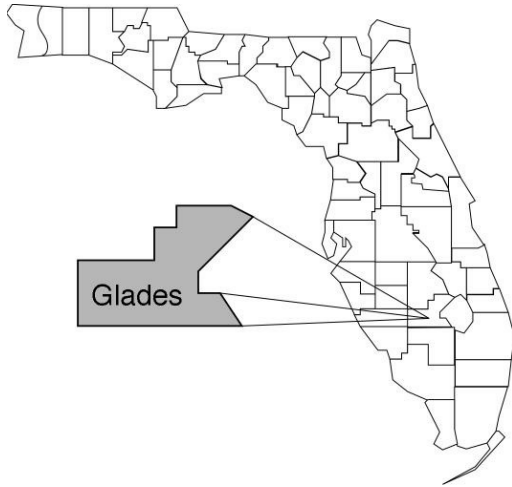


# Glades

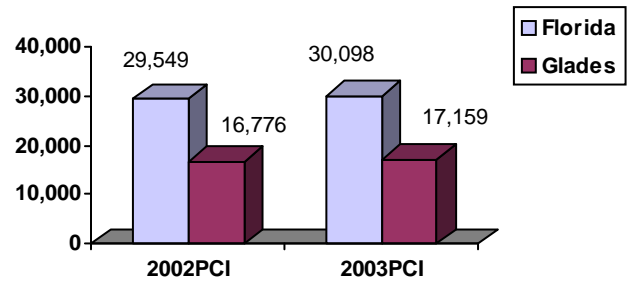
## Community Data\*



### Population Density (per Sq. Mile):

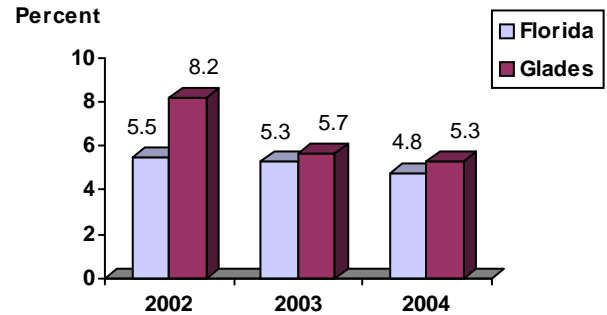
Florida 325  
 Glades 14 Rank in State: 66

### Per Capita Income (\$):

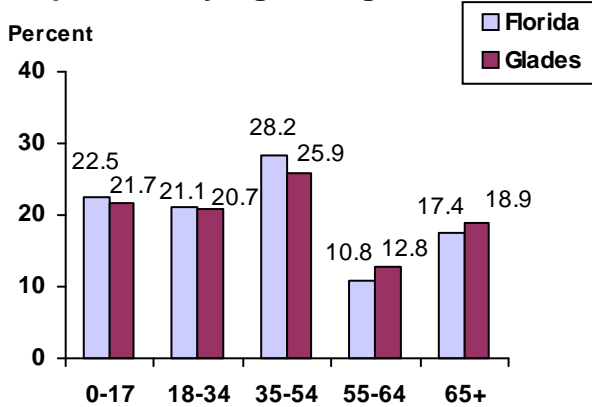


**County Seat:** Moore Haven pop. 1,650  
**County Land Area (Sq. Miles):** 773.6  
**County Water Area (Sq. Miles):** 212.8  
**Population (2004):** 10,733  
 Projected (2010): 11,657

### Unemployment Rate:



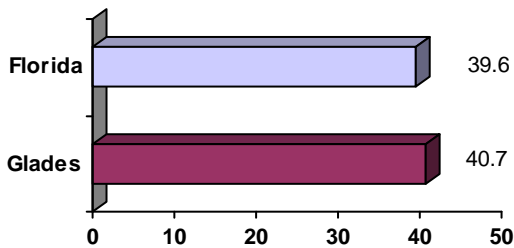
### Population by Age Range:



### Crime Rate:

	Rate per 100,000 Pop.	Percent Change 2003 to 2004
Florida	4,855.3	-6.0
Glades	2,562.2	-5.2

### Median Age:



### Births to Unwed Teenage Mothers:

	Number of Live Births	Births to Unwed Teen Mothers (number)	Births to Unwed Teen Mothers (percent)
Florida	218,045	20,449	9.4%
Glades	89	12	13.5%

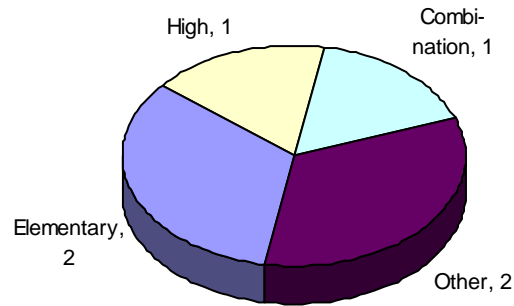
\*Unless otherwise indicated, community data shows Florida Statistical Abstract information for 2004.

# Glades

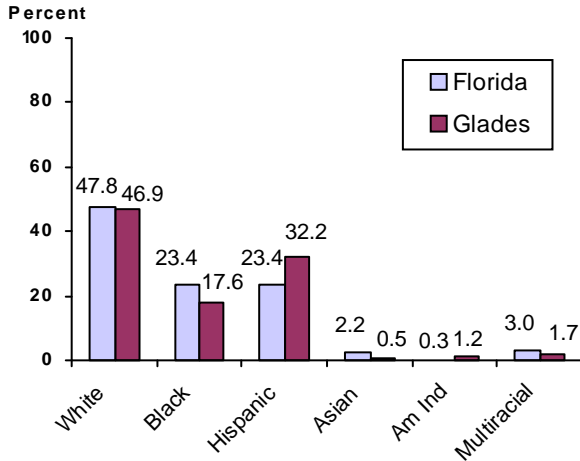
## Education Data\*

**PK-12 Public School Membership:** 1,272  
**Rank:** 65

### Number and Type of Public Schools:



### PK-12 Membership by Race:

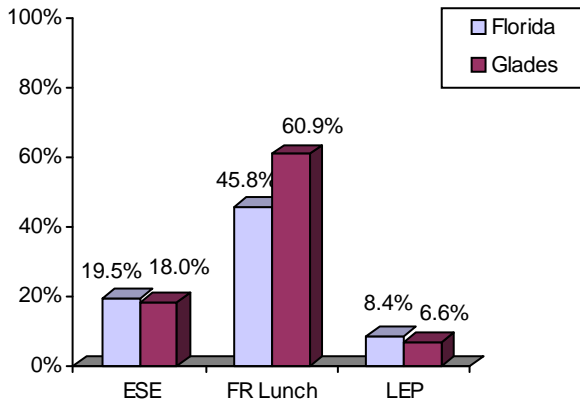


### Average Teacher Salary by Degree Level:

	Bachelor's	Master's	Specialist	Doctorate
Florida	\$39,492	\$47,006	\$55,238	\$53,142
Glades	\$37,789	\$45,587	\$46,385	
All degrees:	Florida = \$42,702	Glades = \$39,963		

### Special Needs Populations:

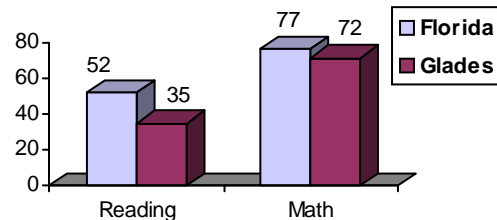
Free/Reduced-Price Lunch, ESE, and LEP Membership as a percentage of Total Membership



### Percentage of Teachers with Degree Beyond Bachelor's: 27.7%

### Student Performance:

Percent Passing Grade 10 Florida Comprehensive Assessment Test



### Florida Writing Assessment Scores (Scale: 0 - 6)

	Grade 4	Grade 8	Grade 10
Florida	3.9	4.0	3.9
Glades	3.5	3.3	3.3

### Administrators-to Staff Ratios:

	Administrators to Classroom Teachers	Administrators to Total Staff
Florida	1 : 15.42	1 : 30.20
Glades	1 : 7.81	1 : 17.18

### Dropout Rate:

Florida : 3.5%      Glades : 6.9%

### Per-Student Operating Costs (2004-05):

	Florida	Glades
Expenditures per FTE	\$6,072	\$6,752

\*Education data is for 2005-06 unless otherwise indicated.