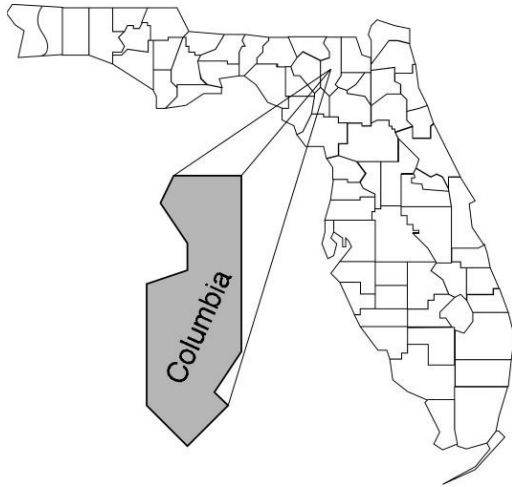


Columbia

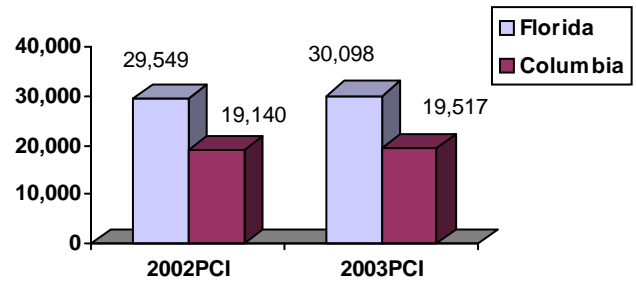
Community Data*



Population Density (per Sq. Mile):

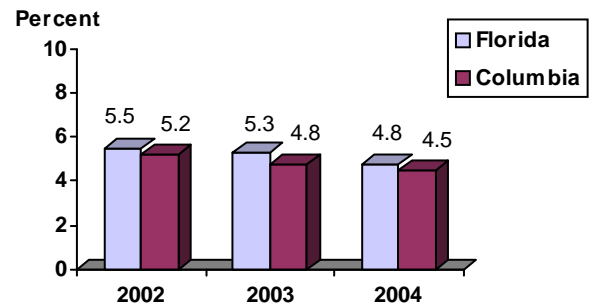
Florida	325		
Columbia	76	Rank in State:	42

Per Capita Income (\$):

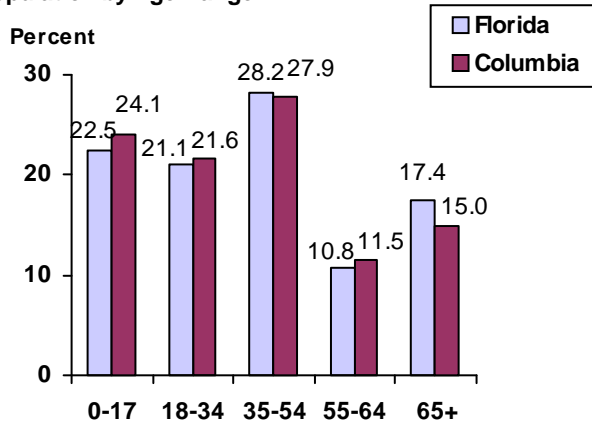


County Seat:	Lake City	pop.	10,657
County Land Area (Sq. Miles):			797.1
County Water Area (Sq. Miles):			4.0
Population (2004):			60,453
Projected (2010):			68,774

Unemployment Rate:



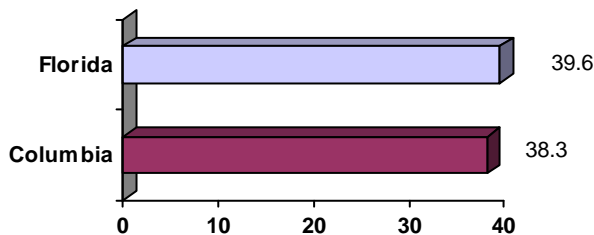
Population by Age Range:



Crime Rate:

	Rate per 100,000 Pop.	Percent Change 2003 to 2004
Florida	4,855.3	-6.0
Columbia	4,396.8	-14.9

Median Age:



Births to Unwed Teenage Mothers:

	Number of Live Births	Births to Unwed Teen Mothers (number)	Births to Unwed Teen Mothers (percent)
Florida	218,045	20,449	9.4%
Columbia	811	97	12.0%

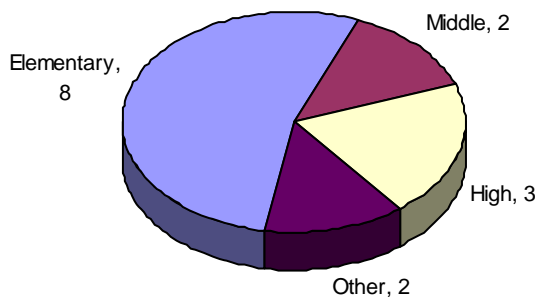
*Unless otherwise indicated, community data shows Florida Statistical Abstract information for 2004.

Columbia

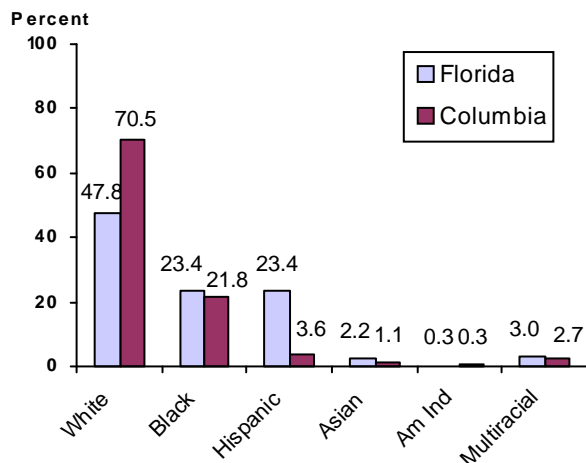
Education Data*

PK-12 Public School Membership: 10,188
Rank: 38

Number and Type of Public Schools:



PK-12 Membership by Race:

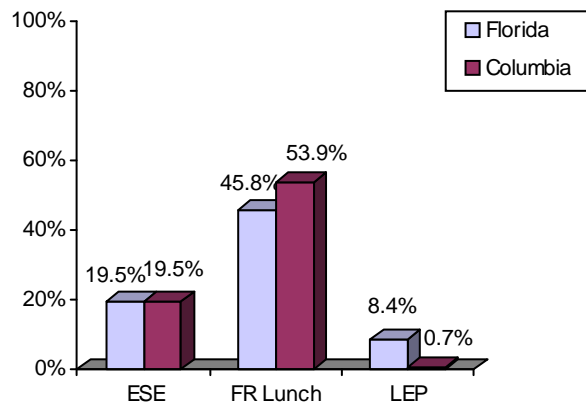


Average Teacher Salary by Degree Level:

	Bachelor's	Master's	Specialist	Doctorate
Florida	\$39,492	\$47,006	\$55,238	\$53,142
Columbia	\$37,570	\$45,343	\$46,095	\$51,600
All degrees:	Florida = \$42,702	Columbia = \$40,407		

Special Needs Populations:

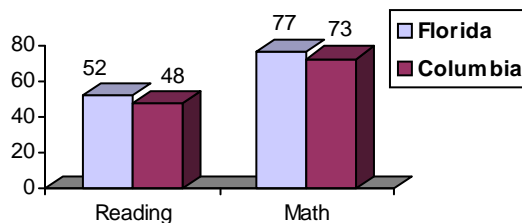
Free/Reduced-Price Lunch, ESE, and LEP Membership as a percentage of Total Membership



Percentage of Teachers with Degree Beyond Bachelor's: 35.9%

Student Performance:

Percent Passing Grade 10 Florida Comprehensive Assessment Test



Administrators-to Staff Ratios:

	Administrators to Classroom Teachers	Administrators to Total Staff
Florida	1 : 15.42	1 : 30.20
Columbia	1 : 14.06	1 : 29.76

Florida Writing Assessment Scores (Scale: 0 - 6)

	Grade 4	Grade 8	Grade 10
Florida	3.9	4.0	3.9
Columbia	3.7	3.6	3.7

Dropout Rate:

Florida : 3.5% Columbia : 2.1%

Per-Student Operating Costs (2004-05):

	Florida	Columbia
Expenditures per FTE	\$6,072	\$5,621