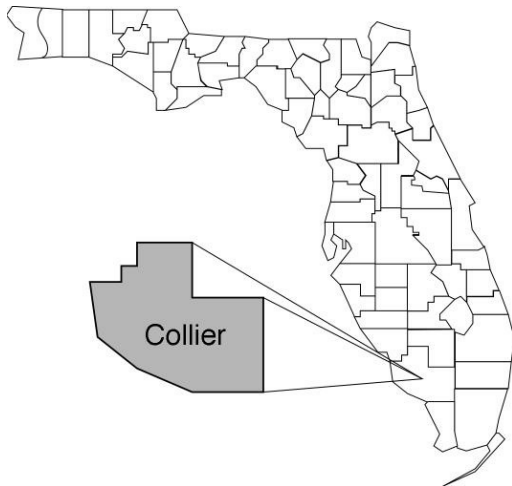


Collier

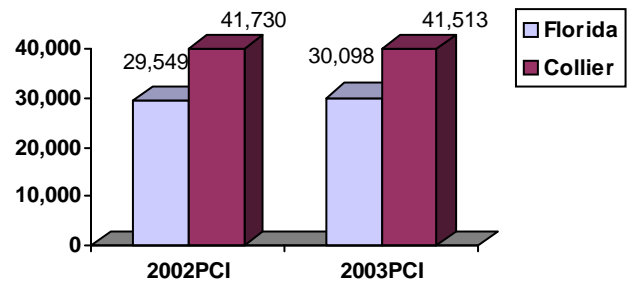
Community Data*



Population Density (per Sq. Mile):

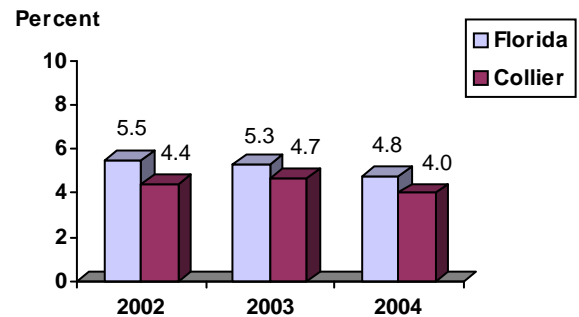
Florida	325	
Collier	151	Rank in State: 32

Per Capita Income (\$):

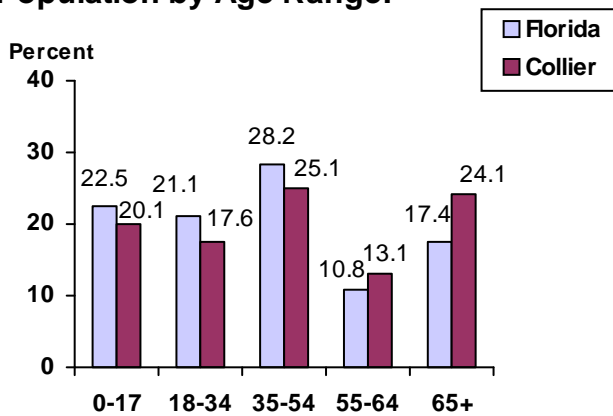


County Seat: Naples	pop.	22,443
County Land Area (Sq. Miles):		2,025.3
County Water Area (Sq. Miles):		279.6
Population (2004):		306,186
Projected (2010):		380,946

Unemployment Rate:



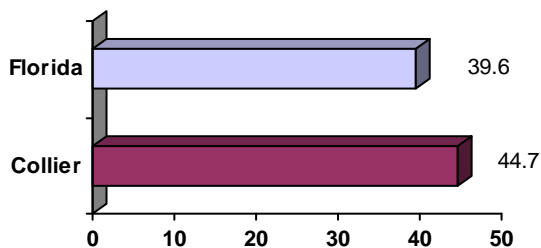
Population by Age Range:



Crime Rate:

	Rate per 100,000 Pop.	Percent Change 2003 to 2004
Florida	4,855.3	-6.0
Collier	2,662.1	-15.7

Median Age:



Births to Unwed Teenage Mothers:

	Number of Live Births	Births to Unwed Teen Mothers (number)	Births to Unwed Teen Mothers (percent)
Florida	218,045	20,449	9.4%
Collier	3,893	344	8.8%

*Unless otherwise indicated, community data shows Florida Statistical Abstract information for 2004.

Collier

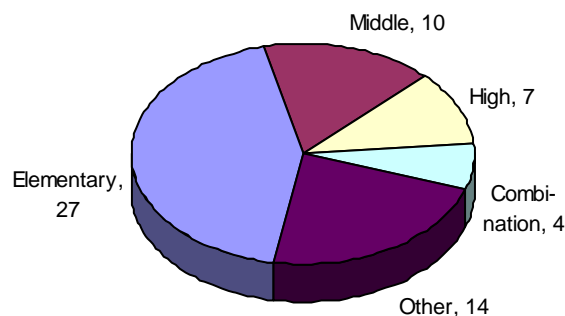
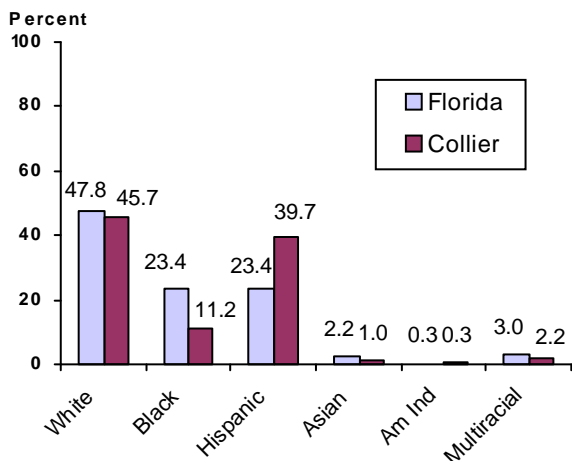
Education Data*

PK-12 Public School Membership: 43,295

Rank: 16

Number and Type of Public Schools:

PK-12 Membership by Race:



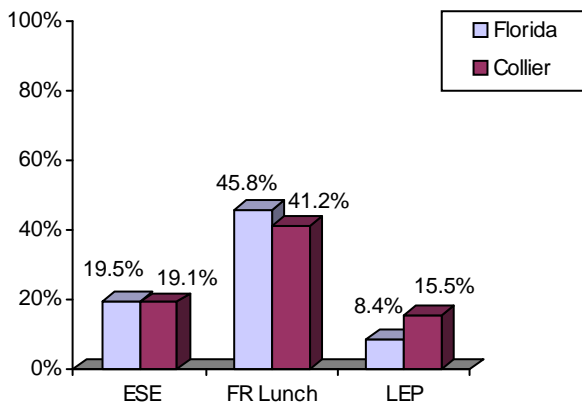
Average Teacher Salary by Degree Level:

	Bachelor's	Master's	Specialist	Doctorate
Florida	\$39,492	\$47,006	\$55,238	\$53,142
Collier	\$42,923	\$52,702	\$56,495	\$61,765

All degrees: Florida = \$42,702 Collier = \$47,800

Special Needs Populations:

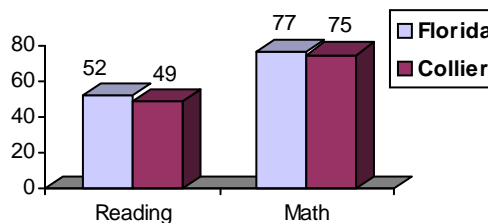
Free/Reduced-Price Lunch, ESE, and LEP Membership as a percentage of Total Membership



Percentage of Teachers with Degree Beyond Bachelor's: 47.6%

Student Performance:

Percent Passing Grade 10 Florida Comprehensive Assessment Test



Florida Writing Assessment Scores (Scale: 0 - 6)

	Grade 4	Grade 8	Grade 10
Florida	3.9	4.0	3.9
Collier	3.7	3.9	3.7

Administrators-to Staff Ratios:

	Administrators to Classroom Teachers	Administrators to Total Staff
Florida	1 : 15.42	1 : 30.20
Collier	1 : 13.34	1 : 27.34

Dropout Rate:

Florida : 3.5% Collier : 2.0%

Per-Student Operating Costs (2004-05):

	Florida	Collier
Expenditures per FTE	\$6,072	\$6,992