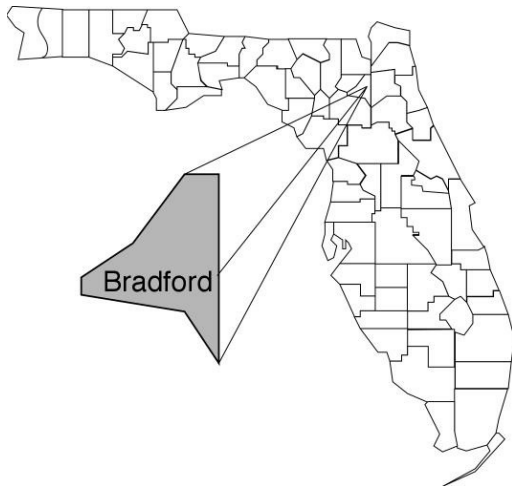


Bradford

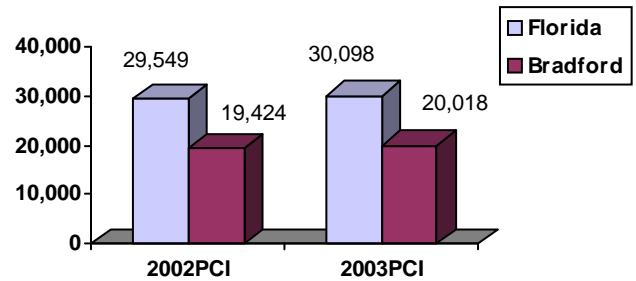
Community Data*



Population Density (per Sq. Mile):

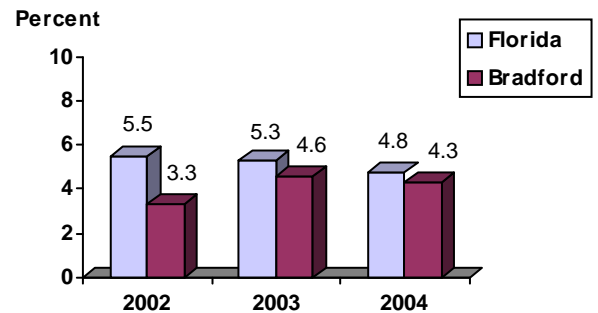
Florida 325
Bradford 95 Rank in State: 38

Per Capita Income (\$):

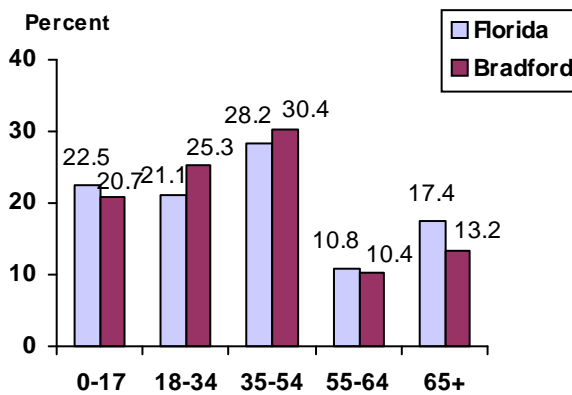


County Seat: Starke pop. 5,582
County Land Area (Sq. Miles): 293.1
County Water Area (Sq. Miles): 6.9
Population (2004): 27,740
 Projected (2010): 29,494

Unemployment Rate:



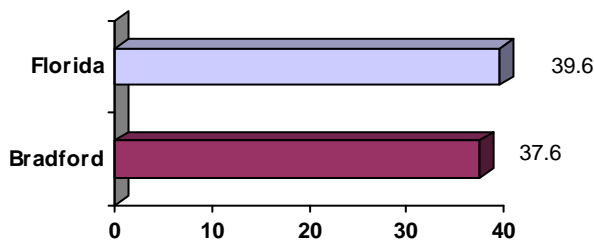
Population by Age Range:



Crime Rate:

	Rate per 100,000 Pop.	Percent Change 2003 to 2004
Florida	4,855.3	-6.0
Bradford	2,454.9	0.9

Median Age:



Births to Unwed Teenage Mothers:

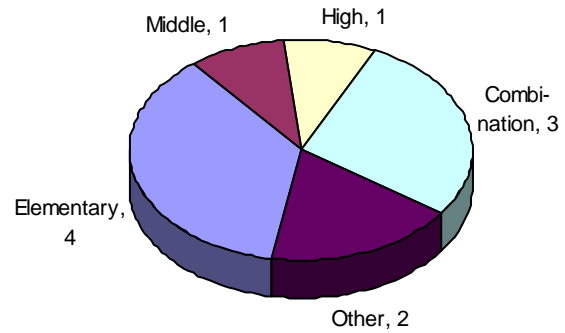
	Number of Live Births	Births to Unwed Teen Mothers (number)	Births to Unwed Teen Mothers (percent)
Florida	218,045	20,449	9.4%
Bradford	327	36	11.0%

*Unless otherwise indicated, community data shows Florida Statistical Abstract information for 2004.

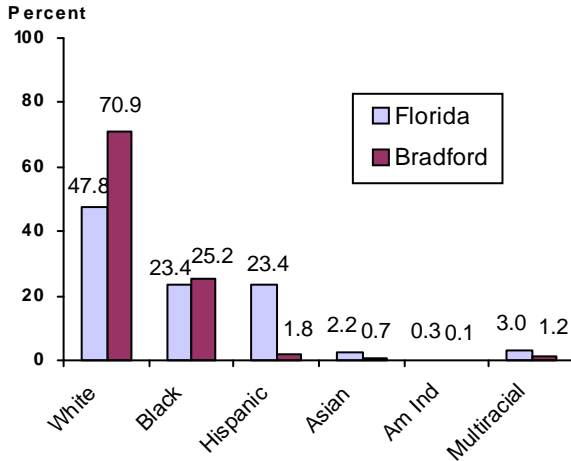
Bradford Education Data*

PK-12 Public School Membership: 3,779
Rank: 52

Number and Type of Public Schools:



PK-12 Membership by Race:

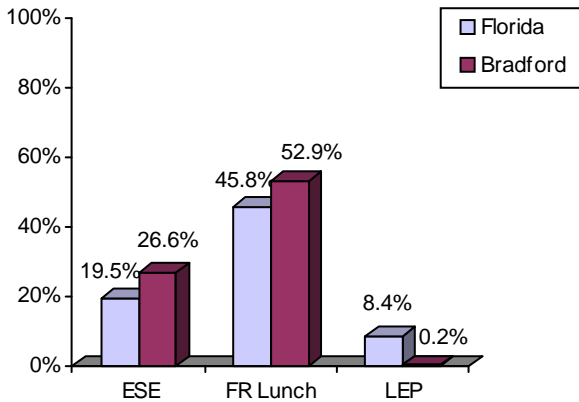


Average Teacher Salary by Degree Level:

	Bachelor's	Master's	Specialist	Doctorate
Florida	\$39,492	\$47,006	\$55,238	\$53,142
Bradford	\$35,637	\$42,495	\$41,978	\$43,575
All degrees:	Florida = \$42,702	Bradford = \$37,431		

Special Needs Populations:

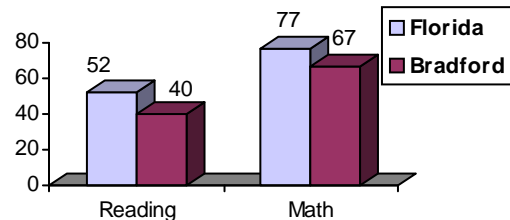
Free/Reduced-Price Lunch, ESE, and LEP Membership as a percentage of Total Membership



Percentage of Teachers with Degree Beyond Bachelor's: 26.2%

Student Performance:

Percent Passing Grade 10 Florida Comprehensive Assessment Test



Administrators-to Staff Ratios:

	Administrators to Classroom Teachers	Administrators to Total Staff
Florida	1 : 15.42	1 : 30.20
Bradford	1 : 8.46	1 : 17.46

Florida Writing Assessment Scores (Scale: 0 - 6)

	Grade 4	Grade 8	Grade 10
Florida	3.9	4.0	3.9
Bradford	3.9	3.6	3.4

Dropout Rate:

Florida : 3.5% Bradford : 5.4%

Per-Student Operating Costs (2004-05):

	Florida	Bradford
Expenditures per FTE	\$6,072	\$6,283